




Owners:
WOODLAND PARTNERS LLC

Property ID:
Part of DF231313-1002
& Part of DF231313-3007
Total Parcel Acreage: 29.9143

Land Use:
Agriculture
9010 - Farming / ranch land
(no improvements)

 Subject Parcels
 Current CMSD Boundary

Sanitary Sewers
 Gravity Sewers

