



2025 Explanation of Fee Changes

Table of Contents

Changes by Economy – Definitions and Descriptions	3
1. Building and Land Use Permits/Inspections/Excise Taxes	3
Changes by Economy – Fee Amounts	4
1. Building and Land Use Permits/Inspections - Service Reconnect Fee	4
2. Building and Land Use Permits/Inspections – Building Permits	4
3. Building and Land Use Permits/Inspections – Development Review Fees	5
4. Building and Land Use Permits/Inspections – Sign Permits.....	5
5. Building and Land Use Permits/Inspections – Certificates of Occupancy	6
1. Building and Land Use Permits/Inspections – Investigations	6
Changes by Quality of Life.....	7
2. Downtown Library - Event Space Rental Rates.....	7
3. Indian Creek Library- Event Space Rental Rates	8
4. Community Center Facility Rental Fees	9
5. Community Center Membership Fees	10
6. Aquatics Fees	13
Changes by Exceptional Services	14
7. Utility Service Application Fee	14
8. Customer Experience/Field Operations.....	14
Changes by Infrastructure	15
9. Building and Land Use Permits and Inspections – Right of Way Permit.....	15
10. Solid Waste - Tonnage Disposal Fees.....	15
11. Solid Waste - Plastic Trash Bags.....	16
12. Solid Waste – Commercial Service Charges.....	16
13. Solid Waste – Bulk Item Pickup: Tires.....	16
14. Solid Waste – Connection Fee	16
15. Electric Vehicle Charging Use Fee	17

2025 PROPOSED CHANGES - COMPREHENSIVE LIST OF FEES

16. Lab Testing Fees 17

17. System Development Fees – Water and Sewer 17

18. Water/Sewer Miscellaneous Fees 19

19. Water Service Connection Fee 19

20. Utilities Fees – Wholesale Water 20

21. Utilities Fees – Wastewater Rates and Wastewater Service Charge 20

22. Utilities Fees – Water Rates and Water Service Charge 21

23. Utilities Fees – Solid Waste 23

24. Utilities Fees – Stormwater Management Fee 24

Changes by Economy – Definitions and Descriptions

1. Building and Land Use Permits/Inspections/Excise Taxes

Fee/Sub-fee name	Change Explanation
Dwelling Unit Fee – Duplex or Townhome	Added “Townhome” to subfee name for clarity.
MEP Trade Permit*	Combined four permits that all had the same fee rate: Mechanical, Electrical, Plumbing and Solar.
Deferred Plan Submittal – All Types*	Renamed from “Review of Revisions & Addendums for Residential” to include all land use types. Also combines this fee with “Subsequent Submittals of Approved Plans.”
Inspection outside of normal business hours	Renamed from “Non-emergency inspection outside of normal business hours”
Temporary Certificate of Occupancy – Initial (Residential per Dwelling)*	Renamed from “Temporary Certificate of Occupancy – 1 & 2 Family” for clarity and updated language from “1 & 2 Family” to “Residential per Dwelling” to account for all residential types.
Temporary Certificate of Occupancy – Initial (Commercial)	Renamed from “Temporary Certificate of Occupancy – All Other” to clarify type of development and distinguish from renewals.
Temporary Certificate of Occupancy – Renewal (Residential per Dwelling)	Renamed from “Temporary Certificate of Occupancy – Renewal (1 & 2 Family)” to distinguish between types of development.
Temporary Certificate of Occupancy – Renewal (Commercial)	Renamed from “Temporary Certificate of Occupancy – Renewal (All Other)” to distinguish between types of development.
Traffic Signal Excise Tax	Renamed all fees from “Street Excise Tax – Platting Real Property.”

*Changes to fee amount detailed below.

Changes by Economy – Fee Amounts

1. Building and Land Use Permits/Inspections - Service Reconnect Fee

Fee/Sub-fee name	Current (2024)	Proposed (2025)
Service Reconnect Permit - Residential	\$35	Remove

Removed to avoid homeowners being without heat/air conditioning during inclement weather. Commercial fee would stay at \$35.

2. Building and Land Use Permits/Inspections – Building Permits

Fee/Sub-fee name	Current (2024)	Proposed (2025)
Building Permit - Class. I - New Construction or Addition: Residential - Single Family, Duplex, or Townhome	\$0.44/sq.ft. Minimum \$40	\$0.48/sq.ft. Minimum \$40
Building Permit - Class. II - New Construction or Addition: Commercial – Occupancy Groups A, B, E, I, M, or R	\$0.49/sq.ft. Minimum \$100	\$0.54/sq.ft./ Minimum \$100 (20% discount for shell new line)
Building Permit - Class III - New Construction or Addition: Commercial – Occupancy Groups F, H, S or U	\$0.30/sq.ft. Minimum \$100	\$0.33/sq.ft. Minimum \$100 (20% discount for shell new line)
Building Permit - Class IV - Existing Buildings: Residential - Remodel, Alteration, or Repair	0.5% of applicant reported project valuation OR \$0.20/sq.ft. Whichever amount is greater. Minimum \$40	0.5% of applicant reported project valuation OR \$0.22/sq.ft. Whichever amount is greater. Minimum \$40
Building Permit - Class IV - Existing Buildings: Commercial - Remodel, Alteration, or Repair	0.5% of applicant reported project valuation OR \$0.26/sq.ft. Whichever amount is greater. Minimum \$100	0.5% of applicant reported project valuation OR \$0.29/sq.ft. Whichever amount is greater. Minimum \$100
Building Permit - Swimming Pool	Residential - New Construction, Renovation Movement or Replacement: \$0.26/sq.ft. Minimum \$40	Residential - New Construction, Renovation Movement or Replacement: \$0.29/sq.ft. Minimum \$40
	Public - New Construction, Renovation, Movement or Replacement: \$0.40/sq.ft. Minimum \$150	Public - New Construction, Renovation, Movement or Replacement: \$0.44/sq.ft. Minimum \$150

2025 PROPOSED CHANGES - COMPREHENSIVE LIST OF FEES

MEP Trade Permit (combines Mechanical, Electrical, Plumbing, and Solar Permits)	Residential: \$35 for 1st \$10,000 of project cost + 0.5% (project cost above \$10,000)	Residential: \$50 for 1st \$10,000 of project cost + 0.5% (project cost above \$10,000)
	Commercial: \$50.00 for 1st \$10,000 of project cost + 0.5% (project cost above \$10,000)	Commercial: \$100 for 1st \$10,000 of project cost + 0.5% (project cost above \$10,000)
Special Use Permit – Land Use Renewals	\$70	Remove (renewals would use same pricing structure as original permits)

Changed fee names to clarify that permits for additions to existing buildings pay the “New Construction” rate. Added “townhomes” to sub-fee names to clarify which fee they are subject to.

Added a 20% discount for shell buildings since those developments will have to pay additional fees upon finishing for tenants.

Permits for Electrical, Mechanical, Plumbing and Solar Installation were the same. Community Development proposes these fees be combined for simplicity.

Removed unique renewal fee for land use special use permits because they require the same steps and staff time as original applications. This is in-line with other cities in the region.

3. Building and Land Use Permits/Inspections – Development Review Fees

Fee/Sub-fee name	Current (2024)	Proposed (2025)
Final Site Development Plan	\$175	\$350
Preliminary Plat	\$125.00 + per lot fee	\$300 + \$7.00 per lot
Deferred Plan Submittal – All Types	\$35	\$75/hr 1-hour minimum
Subsequent Submittals of Approved Plans	\$225	Remove (combined with Deferred Plan Submittal)

During a comprehensive review of development fees, Community Development found substantial differences between Olathe’s fee structure and others in the region. These changes update amounts and fee structure to align with other Cities in the region, including combining two fees for subsequent review as “Deferred Plan Submittal.”

4. Building and Land Use Permits/Inspections – Sign Permits

Fee/Sub-fee name	Current (2024)	Proposed (2025)
Sign Permit	\$5 for each \$100 of construction cost Minimum - \$60 Plus \$50 electrical fee.	\$5 for each \$100 of construction cost Minimum - \$60

2025 PROPOSED CHANGES - COMPREHENSIVE LIST OF FEES

Temporary Sign Permit	\$60	\$60 (Fee and permit requirement waived for non-profit organizations.)
Signs Installed without a Permit	New Fee	Double the fee for temporary sign permits.

Community Development is proposing a few changes to sign permit to improve city-wide compliance and avoid incorrectly installed or unpermitted signs. These changes:

- Remove the electrical fee for sign permits since electrical signs do not require any additional staff time;
- Waive temporary sign permits and fees for non-profits to align with nearby municipalities; and
- Begin assessing a doubled fee for signs installed without a permit to aid in enforcement of code violations.

5. Building and Land Use Permits/Inspections – Certificates of Occupancy

Fee/Sub-fee name	Current (2024)	Proposed (2025)
Temporary Certificate of Occupancy – Initial (Residential per Dwelling)	\$500 (Refund \$400 to applicant when TCO is closed and final Certificate of Occupancy is issued).	\$100
Occupancy Permit Fee	\$100	Remove

This fee was previously changed in error and never implemented. Changing the Initial TCO fee to a flat \$100 will prevent additional staff and customer administrative efforts.

Occupancy Permit is included in building permit fees and not necessary.

1. Building and Land Use Permits/Inspections – Investigations

Fee/Sub-fee name	Current (2024)	Proposed (2025)
Investigation Fee- When work is initiated without a permit	Same as Permit Fee	Double permit fee

Updating amount to align with other Cities in the region.

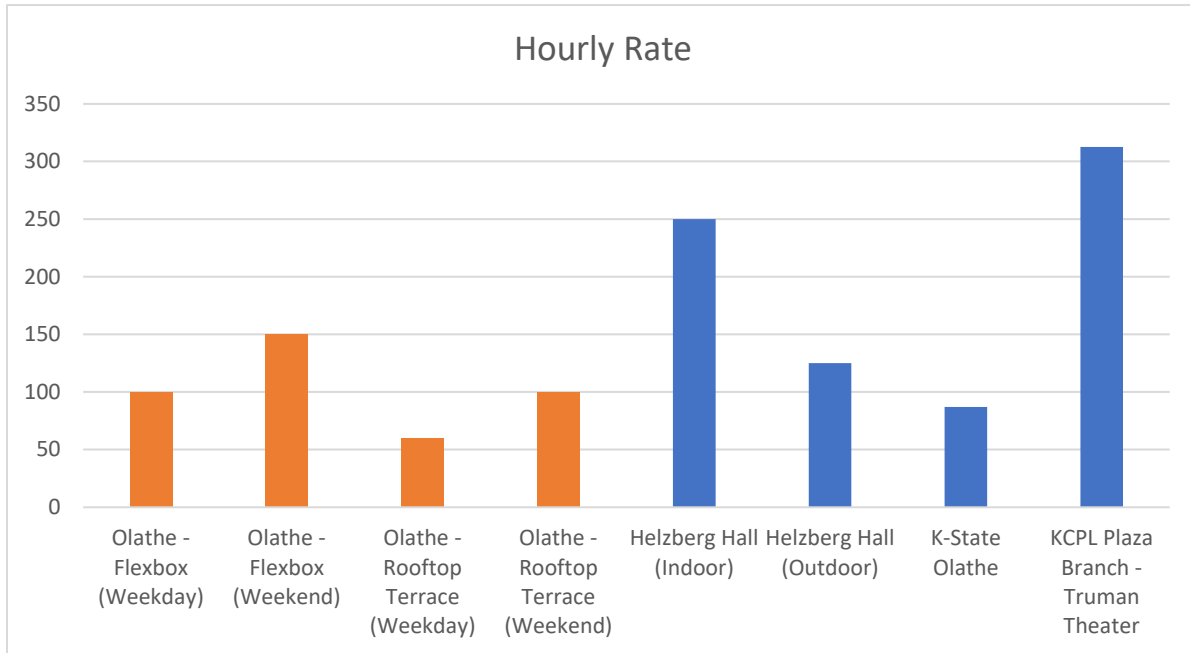
Changes by Quality of Life

2. Downtown Library - Event Space Rental Rates

Fee/Sub-fee name	Current (2024)	Proposed (2025)
Flexbox Theater	New Fee	Weekday M-Thurs and Fri before 4pm (2 Hour Min.) \$100/hour current fee, up to \$1,000/hour
		Weekday M-Thurs and Fri before 4pm- Civic/Non-Profit Organization (2 Hour Min.) \$80/hour
		Weekend- Fri after 4pm and Sat/Sun (4 Hour Min.) \$150/hour, range up to \$1,000/hour
Flexbox as Indoor Backup Location	New Fee	50% of the regular fee of the flexbox. Setup fee- Range from \$100-\$500
Copeland Rooftop Terrace	New Fee	Weekday (2 Hour Min.) \$60-1,000/hour
		Weekend (4 Hour Min.) \$100-1,000/hour

This is a fee for renting the event spaces at the downtown library for events and meetings, which helps cover costs and produces revenue for rental spaces. Library staff are requesting a fee range for flexibility to increase fees as needed. This would help to stay competitive with similar event spaces and when costs associated with rentals increase.

2025 PROPOSED CHANGES - COMPREHENSIVE LIST OF FEES



(Helzberg Hall is \$125/hour for outdoor their outdoor terrace and \$250/hour for the indoor space. K-State Olathe has half the capacity of the Olathe Downtown Library.)

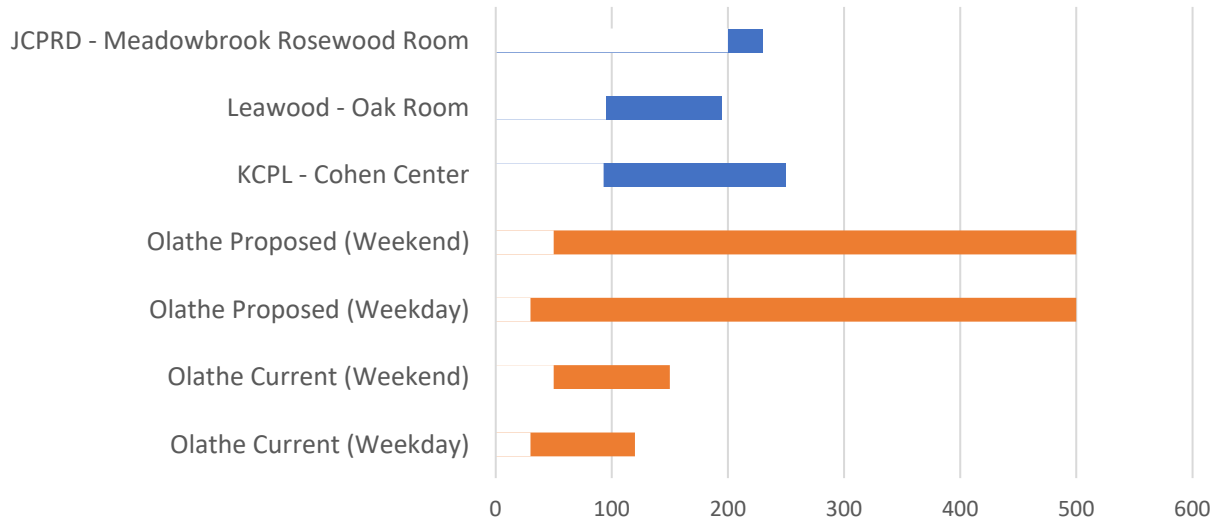
3. Indian Creek Library- Event Space Rental Rates

Fee/Sub-fee name	Current (2024)	Proposed (2025)
Indian Creek Library- Event Space Rental Rates	Weekend Rental Rates (Saturday, 10 AM - 5 PM) (Sunday, 1 PM - 5 PM) Range: \$50 - \$150 per hour	Weekend Event (Fri after 5pm, Sat & Sun) Range \$50-500 per hour
	After Library Hours (Sat - Sunday, After 5 PM) Range: \$75 - \$225 per hour	
	Weekday Rental Rates (Mon - Thurs, 9 AM - 8:30 PM) (Friday, 9 AM - 6 PM) Range: \$30 - \$120 per hour	Weekday Event (Mon-Thurs, Fri before 5pm) Range \$30-\$500 per hour
	After Hours (Mon - Thurs, After 8:30 PM) Range: \$75 - \$225 per hour	After Hours Range \$75-\$500 per hour

Library staff are only requesting to increase the range to provide flexibility to cover increasing costs as needed.

2025 PROPOSED CHANGES - COMPREHENSIVE LIST OF FEES

Library Rental Rooms Hourly Range



4. Community Center Facility Rental Fees

Fee/Sub-fee name	Current (2024)	Proposed (2025)
Half Court Prime Time & Non-Prime	Prime Time \$40 per hour Member \$65 per hour Non-Member	Removing an existing fee
	Non-Prime Time \$25 per hour Member \$40 per hour Non-Member	
Full Court Prime Time & Non-Prime	Prime Time \$80 per hour Member \$100 per hour Non-Member	Removing an existing fee
	Non-Prime Time \$50 per hour Member \$80 per hour Non-Member	
Basketball Court Rental – Daily Rate	OCC Member: \$35-55 OCC Non-Member: \$40-85	Removing an existing fee
Kitchen Rental	\$20-50/hour	Removing an existing fee
Decorative lights for rental space	\$150-\$350	Removing an existing fee

The above changes to court rentals are clean-up to prevent contradictory fees that were not removed during previous fee updates. Half-court rentals would no longer be available, but full-court rentals at the

2025 PROPOSED CHANGES - COMPREHENSIVE LIST OF FEES

community center would continue based on time of day. Those rates are already included in the existing fee schedule.

Staff also propose removing rental fees for the Community Center kitchen due to low utilization and confusion amongst customers. Individuals and businesses that inquire about this space are often seeking professional cooking equipment, which is not available at the Community Center.

Decorative lights are now included in Heritage Center rentals. Including this service in the base cost allows staff to leave lights up permanently and cut down on labor costs required to regularly install/uninstall the lights.

5. Community Center Membership Fees

Fee/Sub-fee name	Current (2024)	Proposed (2025)
Resident Individual	Monthly (no commitment): \$55 3 Month Membership: \$162 6 Month Membership: \$318 12 Month Membership: \$588 Annual Payment Up Front: \$528	Monthly: \$60 3 Month Membership: \$175 6 Month Membership: n/a 12 Month Membership: n/a Annual Payment Up Front: \$600
Resident Individual + 1	Monthly (no commitment): \$81 3 Month Membership: \$237 6 Month Membership: \$462 12 Month Membership: \$864 Annual Payment Up Front: \$780	Monthly: \$85 3 Month Membership: \$250 6 Month Membership: n/a 12 Month Membership: n/a Annual Payment Up Front: \$840
Resident Family (up to 5)	Monthly (no commitment): \$92 3 Month Membership: \$270 6 Month Membership: \$528 12 Month Membership: \$972 Annual Payment Up Front: \$884	Monthly: \$95 3 Month Membership: \$270 6 Month Membership: n/a 12 Month Membership: n/a Annual Payment Up Front: \$960
Individual 62 and older (Resident & Non-Resident)	Monthly (no commitment): \$50 3 Month Membership: \$147 6 Month Membership: \$288 12 Month Membership: \$552 Annual Payment Up Front: \$480	Monthly: \$55 3 Month Membership: \$160 6 Month Membership: n/a 12 Month Membership: n/a Annual Payment Up Front: \$540
Individual +1 62 and older (Resident & Non-Resident)	Monthly (no commitment): \$71 3 Month Membership: \$207 6 Month Membership: \$402 12 Month Membership: \$768 Annual Payment Up Front: \$684	Monthly: \$75 3 Month Membership: \$220 6 Month Membership: n/a 12 Month Membership: n/a Annual Payment Up Front: \$720

2025 PROPOSED CHANGES - COMPREHENSIVE LIST OF FEES

<p align="center">Non-resident Individual</p>	<p>Monthly: \$60 3 Month Membership: \$174 6 Month Membership: \$342 12 Month Membership: \$648 Annual Payment Up Front: \$576</p>	<p>Monthly: \$65 3 Month Membership: \$190 6 Month Membership: n/a 12 Month Membership: n/a Annual Payment Up Front: \$660</p>
<p align="center">Non-resident Individual + 1</p>	<p>Monthly: \$89 3 Month Membership: \$258 6 Month Membership: \$504 12 Month Membership: \$948 Annual Payment Up Front: \$852</p>	<p>Monthly: \$95 3 Month Membership: \$270 6 Month Membership: n/a 12 Month Membership: n/a Annual Payment Up Front: \$900</p>
<p align="center">Non-resident Family (up to 5)</p>	<p>Monthly: \$99 3 Month Membership: \$291 6 Month Membership: \$570 12 Month Membership: \$708 Annual Payment Up Front: \$948</p>	<p>Monthly: \$105 3 Month Membership: \$300 6 Month Membership: n/a 12 Month Membership: n/a Annual Payment Up Front: \$1,020</p>

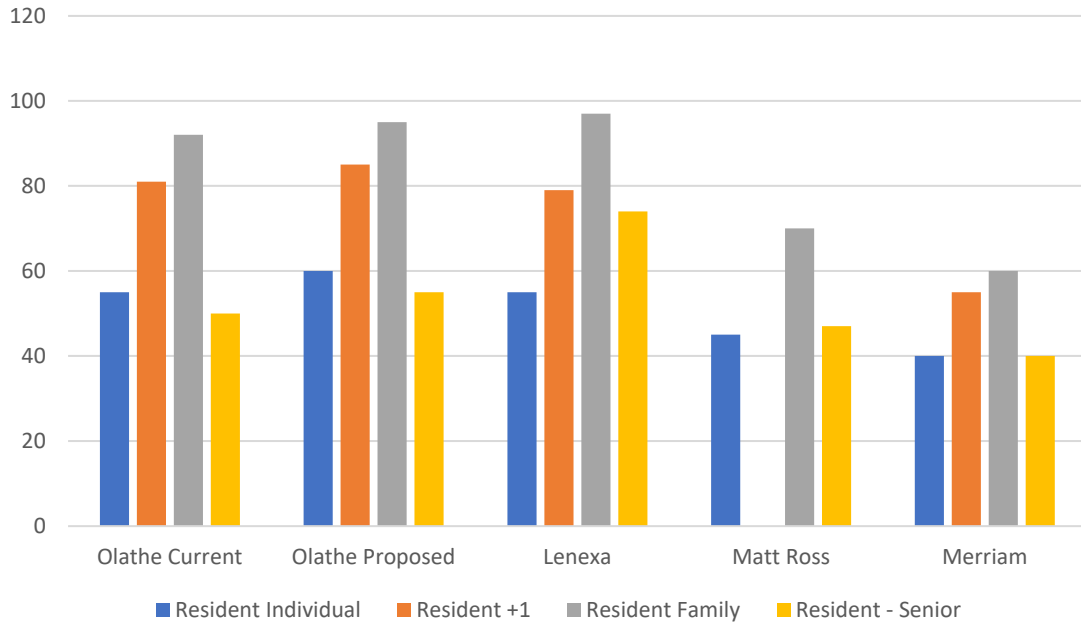
Staff proposes increasing Community Center memberships to help recover some increasing costs related to Community Center operations. The primary driver of this increase is custodial services, which are provided by outside vendors. Staff will continue to monitor operational costs and revenue sources to maintain affordable membership rates going forward.

In addition to the change in pricing, staff propose removing the 6-month membership option and the monthly payment option for 3-month and annual memberships. Under this change, 3-month and annual memberships would be charged in one-time payments while monthly memberships would renew automatically.

The City will continue to honor a 10% membership fee discount for all active duty military and a 30% discount for college students.

2025 PROPOSED CHANGES - COMPREHENSIVE LIST OF FEES

Community Center Monthly Rates



2025 PROPOSED CHANGES - COMPREHENSIVE LIST OF FEES

6. Aquatics Fees

Fee/Sub-fee name	Current (2024)	Proposed (2025)
Season Outdoor Swim Pass - Individual	\$40-100 – Resident \$40-150 – Non-resident	\$40-150
Swimming Pool Annual Fees: Resident and Non-resident	Individual: \$40-150	Removing an existing fee
	Family (up to 6): \$160-300	
	62 and older: \$40-150	
	Additional Members: \$13-120	
Lake Olathe Venue fee: Sunday 4pm-12:30am	Various rates based on resident status, season, and day of the week	\$80-500
Black Bob Pool Partial Rental: Divewell, Beach, Main Pool-North, Play Feature Area, Slide, Lazy River, & Wading Pool	\$30-200	Removing an existing fee
Super Swim Pass	Amount based on swimming pool membership type	Removing an existing fee
Resident Coupon Book - 20 punch, Black Bob	\$100 - \$350 per card \$112 per Book	Removing an existing fee

Staff proposes removing unique fee amounts for annual swim passes, instead charging a flat per person rate (currently \$55). This would apply to both residents and non-residents. This change will reduce confusion amongst customers, as well as administrative burden on staff. Community Center memberships will continue to include access to all outdoor pools and Lake Olathe.

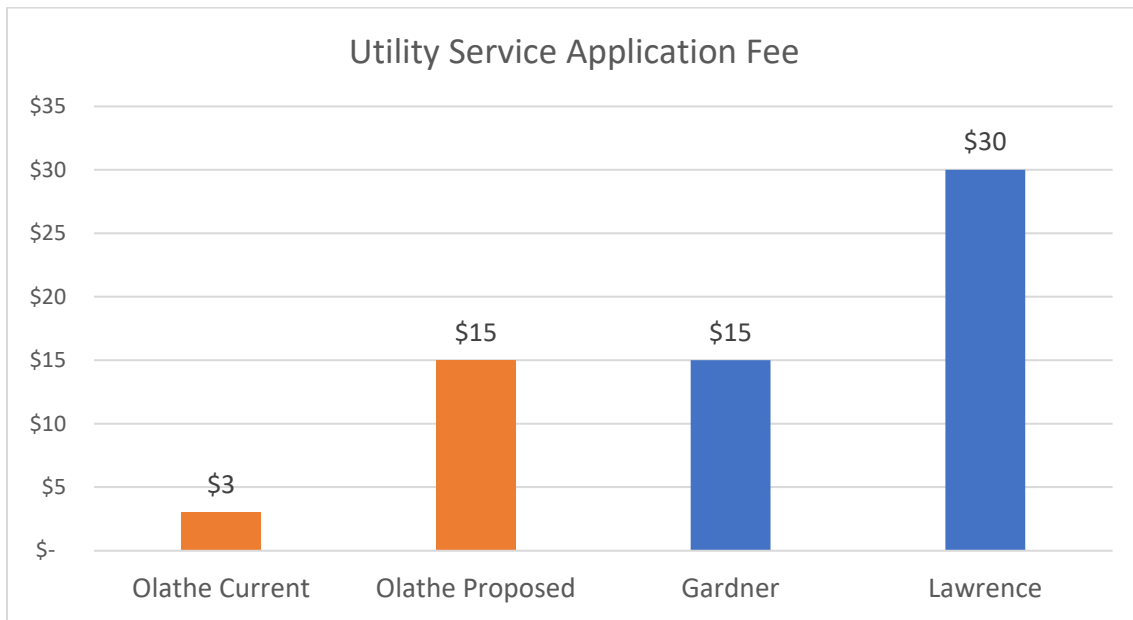
Staff also proposes removing several fees for services that the City no longer supports, including coupon books and partial facility rentals at Black Bob Bay. Black Bob Bay is still available for a full-facility rental.

Changes by Exceptional Services

7. Utility Service Application Fee

Fee/Sub-fee name	Current (2024)	Proposed (2025)
Utility Service Application Fee	\$3	\$15

This is a pass-through fee to cover costs from credit check and adverse action letter fees through Online Utility Exchange. The vendor that provides the service has increased fees and we now utilize the vendor to send adverse action letters which is an additional fee. This increase would cover those costs and aligns with neighboring municipalities.



8. Customer Experience/Field Operations

Fee/Sub-fee name	Current (2024)	Proposed (2025)
Utility Service Call Charge	\$40 business hours (8:00 am - 5:00 pm); \$60 after business hours	Removing an existing fee

This fee's code section 13.24.060 was repealed in 2021 and this fee was replaced by the Service Call Charge fee at that time. Removing this fee is a clean-up.

Changes by Infrastructure

9. Building and Land Use Permits and Inspections – Right of Way Permit

Fee/Sub-fee name	Current (2024)	Proposed (2025)
Right of Way Permit Fee - Reinspection Fee	New Fee	\$50 per adjacent parcel

The City often sees Right of Way work completed with minimal to failed restoration efforts. Staff spend additional time and resources following up with utilities and contractors to resolve these issues. The proposed reinspection fee would allow for the city to recoup some of the costs for city staff time to follow up when contractor restoration efforts fail as noted upon permit expiration and/or final inspections.



10. Solid Waste - Tonnage Disposal Fees

Fee/Sub-fee name	Current (2024)	Proposed (2025)
Tonnage Disposal Fees: Brush & Yard Waste	Market Rate (the schedule of Transfer Station Disposal charges is available at City Clerk's Office)	Removing an existing fee
Tonnage Disposal Fees: Solid Waste	Market Rate (the schedule of Transfer Station Disposal charges is available at City Clerk's Office)	Market Rate

This is a fee clean-up to reflect the current services provided at the City's transfer station. Market rates are not currently available at the City Clerk's Office. Customers can reach out to the City via OlatheConnect with questions and to learn current transfer station rates.

2025 PROPOSED CHANGES - COMPREHENSIVE LIST OF FEES

11. Solid Waste - Plastic Trash Bags

Fee/Sub-fee name	Current (2024)	Proposed (2025)
Plastic Trash Bags	\$10 per roll (plus tax)	Market Rate

Plastic trash bags are charged at cost. Changing this fee to market rate allows fee flexibility based on the actual cost to the City.

12. Solid Waste – Commercial Service Charges

Fee/Sub-fee name	Current (2024)	Proposed (2025)
Solid Waste Commercial Service Charges	Market Rate (the schedule of maximum commercial charges is available for public access in the City Clerk's Office)	Market Rate

This is a clean-up to reflect that the City Clerk does not maintain this fee. Customers can reach out to the City via OlatheConnect with questions and to learn current commercial service rates.

13. Solid Waste – Bulk Item Pickup: Tires

Fee/Sub-fee name	Current (2024)	Proposed (2025)
Tires – Auto Passenger Vehicle Tires	\$10.00 min charge 1-2 auto tires; each additional auto tire \$5.00	\$10.00 minimum charge 1-2 tires; each additional tire \$5.00
Tires – Truck Large Truck/Semi Tires	Light duty truck or tractor tires (excluding commercial or farm grade tractor tires), \$7.50 to \$10.00 per tire	\$10.00 per tire (excluding commercial or farm grade tractor tires)

This is a fee clean-up to better describe the services the City's bulk item pickup program provides.

14. Solid Waste – Connection Fee

Fee/Sub-fee name	Current (2024)	Proposed (2025)
Solid Waste Connection Fee	\$175.00	\$200.00

The City is proposing an increase to the Solid Waste Connection Fee due to increased costs including labor, fuel, and vehicles. This fee was last increased in 2013.

2025 PROPOSED CHANGES - COMPREHENSIVE LIST OF FEES

15. Electric Vehicle Charging Use Fee

Fee/Sub-fee name	Current (2024)	Proposed (2025)
Electric Vehicle Charging Use Fee	Market Rate (the schedule of Electric Vehicle Charging Use fees is available at City Clerk's Office)	Market Rate

The City Clerk does not maintain this fee. Customers can reach out to the City via OlatheConnect if they have questions or want to know the current rate for EV charging.

16. Lab Testing Fees

Fee/Sub-fee name	Current (2024)	Proposed (2025)
Lab Testing Fees	Market Rate (the schedule of maximum commercial charges is available of public access in the City Clerk's Office)	Market Rate

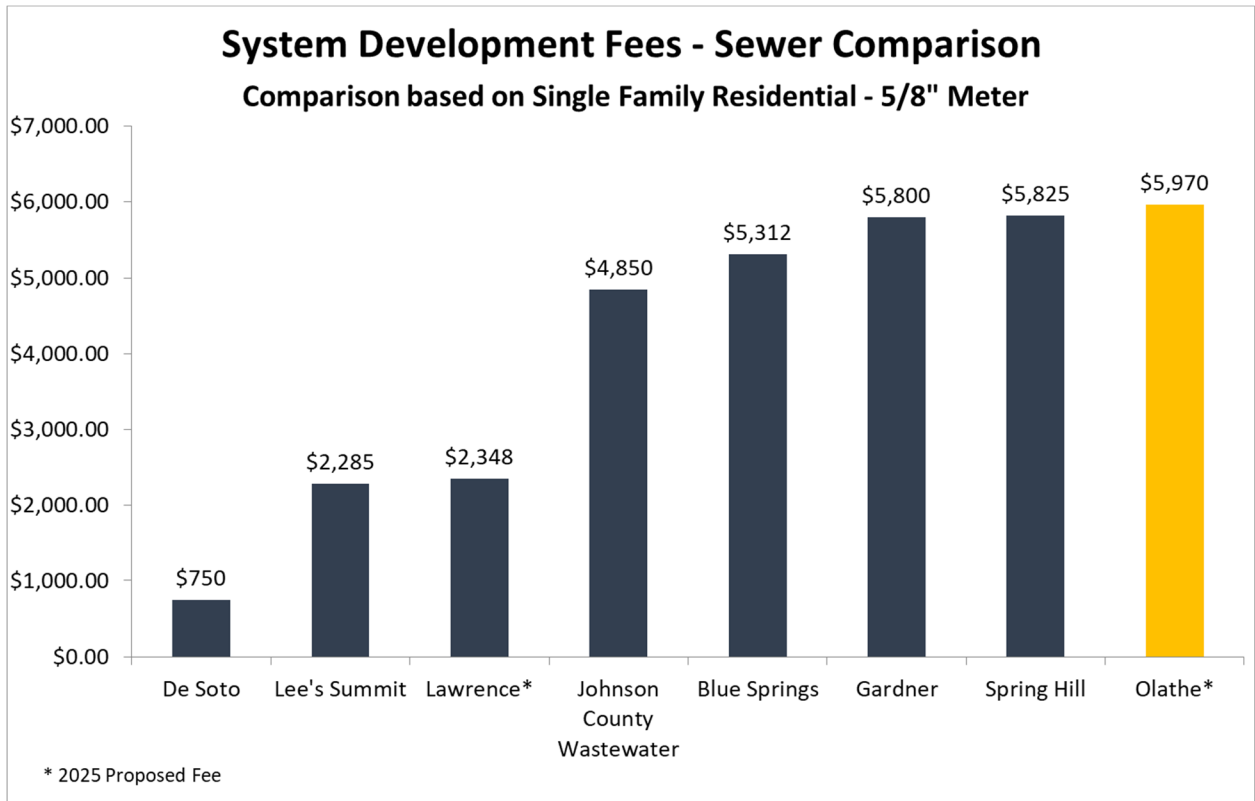
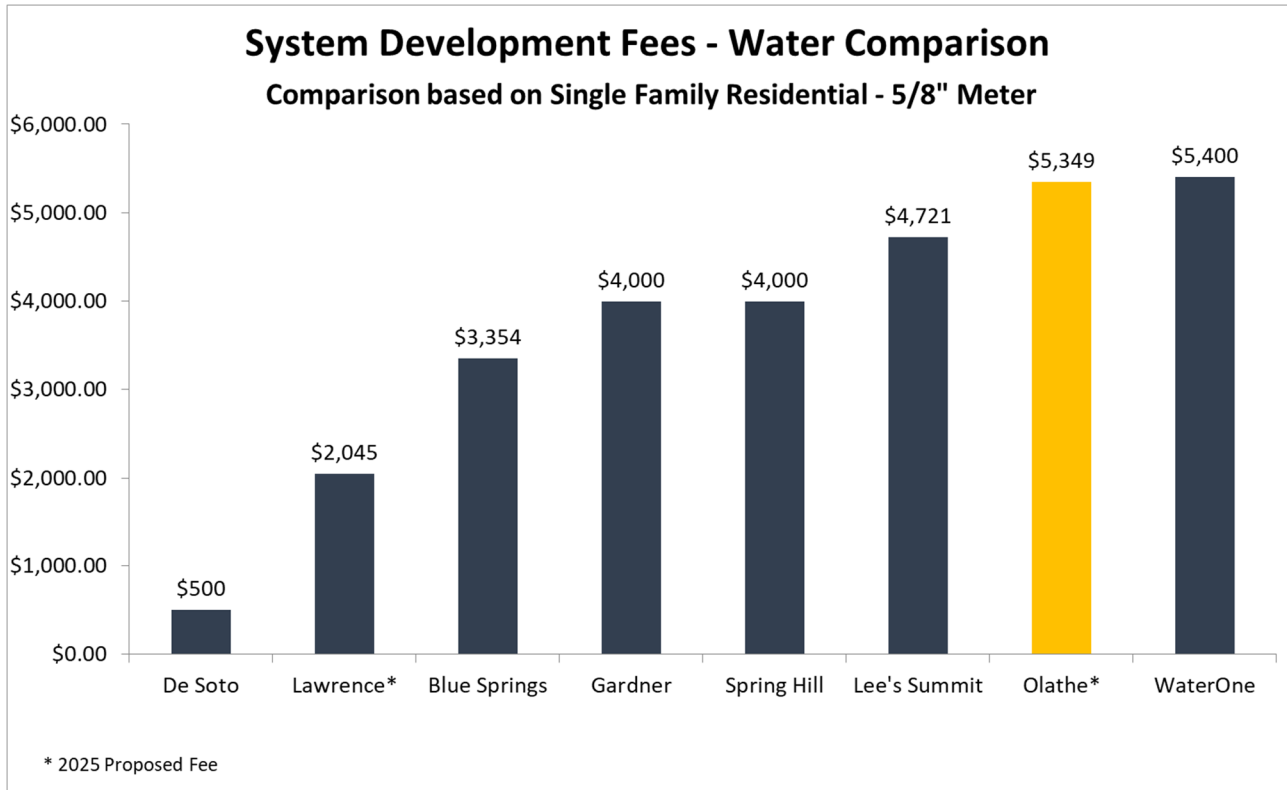
The City Clerk does not maintain lab testing fees. Customers can reach out to the City via OlatheConnect with questions and to learn the current rate for lab testing fees.

17. System Development Fees – Water and Sewer

Fee/Sub-fee name	Current (2024)	Proposed (2025)
System Development Fees - Sewer	5/8 inch meter \$5,686	5/8 inch meter \$5,970
	1 inch meter \$14,215	1 inch meter \$14,926
	1 ½ inch meter \$28,430	1 ½ inch meter \$29,852
	2 inch meter \$45,487	2 inch meter \$47,761
	3 inch meter \$85,288	3 inch meter \$89,552
	4 inch meter \$142,147	4 inch meter \$149,254
	6 inch meter \$284,294	6 inch meter \$298,509
	8 inch meter \$454,871	8 inch meter \$477,615
System Development Fees - Water	5/8 inch meter \$5,094	5/8 inch meter \$5,349
	1 inch meter \$12,734	1 inch meter \$13,371
	1 ½ inch meter \$25,468	1 ½ inch meter \$26,741
	2 inch meter \$40,748	2 inch meter \$42,785
	3 inch meter \$76,404	3 inch meter \$80,224
	4 inch meter \$127,340	4 inch meter \$133,707
	6 inch meter \$254,680	6 inch meter \$267,414
	8 inch meter \$407,488	8 inch meter \$427,862

As new connections are added to the City's water and sewer systems, System Development Fees (SDF) are charged to recover the cost of providing system capacity to the new connection. SDF rates are based on the Cost Allocation Model and Water & Sewer Rate Model. Infrastructure is proposing raising water and sewer SDF 5% in 2025 to help offset the costs of increased capacity. The fiscal impact on a new single-family residence will increase from \$5,094 to \$5,349 for water, and from \$5,686 to \$5,970 for sewer.

2025 PROPOSED CHANGES - COMPREHENSIVE LIST OF FEES



2025 PROPOSED CHANGES - COMPREHENSIVE LIST OF FEES

18. Water/Sewer Miscellaneous Fees

Fee/Sub-fee name	Current (2024)	Proposed (2025)
Secondary Meter for Sewer Charges		
5/8 inch meter	\$417.25 meter & inspection	\$426 meter & inspection
1 inch meter	\$477.15 meter & inspection	\$488 meter & inspection
1 ½ inch meter	\$1,482.11 meter & inspection	\$1,523 meter & inspection
2 inch meter	\$1,664.55 meter & inspection	\$1,711 meter & inspection
3 inch meter	-	\$2,099 meter & inspection
4 inch meter	-	\$3,430 meter & inspection
6 inch meter	-	\$6,116 meter & inspection
Water Purchase from Hydrants – Usage	\$6.10 per 100 cubic feet	\$6.70 per 100 cubic feet
Water Tank Hauling Rates Bulk Water Fill Rates	\$8.15 per 1,000 gal \$8.15 prorated < > 1,000 gal	\$8.96 per 1,000 gallons with a minimum charge of \$0.76 (equivalent to an 85-gallon fill)

Proposed secondary meters for sewer charges reflect Olathe’s increased meter costs from a third-party meter provider. Rates include meter and inspection for all meter sizes. The proposed fee increase is to recoup the actual cost of meters. Rates for meters 3” were not previously listed because there was not a need in the City service area.

Water Purchase from Hydrants are aligned with Commercial block 3 water usage, which most closely aligns with the characteristics of this usage. Proposed increase captures the cost of service.

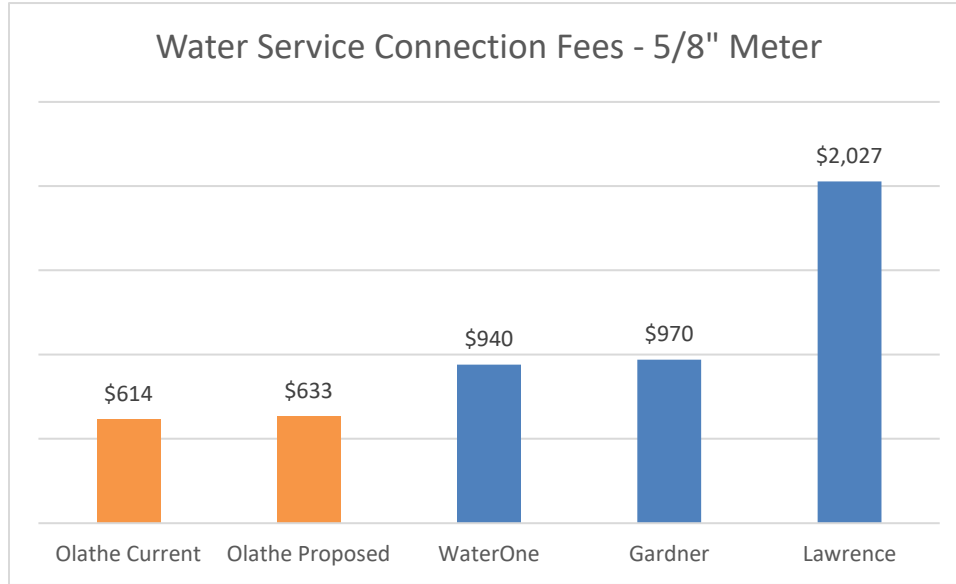
The City is proposing to rename “Water Tank Hauling Rates” to “Bulk Water Fill Rates.” This usage rate in in line with Commercial Block 3 water usage, which most closely aligns with the characteristics of this usage. Increases capture the cost of service. The specification of a minimum charge is to prevent uncharged water usage at filling stations after implementation of a new card reader system.

19. Water Service Connection Fee

Fee/Sub-fee name	Current (2024)	Proposed (2025)
Water Service Connection Fee		
5/8 inch meter	\$614.25 tap, meter & Inspection	\$633 tap, meter & Inspection
1 inch meter	\$698.07 tap, meter & Inspection	\$724 tap, meter & Inspection
1 ½ inch meter	\$1,622.11 tap, meter & Inspection	\$1,663 tap, meter & Inspection
2 inch meter	\$1,804.55 tap, meter & Inspection	\$1,851 tap, meter & Inspection
3 inch meter	\$2,041.64 tap, meter & Inspection	\$2,099 meter & Inspection
4 inch meter	\$3,333.14 tap, meter & Inspection	\$3,430 meter & Inspection
6 inch meter	\$5,941.72 tap, meter & Inspection	\$6,116 meter & Inspection

Proposed changes to Water Service Connection Fees reflect Olathe’s increased meter costs from a third-party meter provider. Rates include tap, meter and inspection for all meter sizes up to 2”. The city does not provide taps for meters 3” and larger. The proposed fee increase is to recoup the actual cost of meters.

2025 PROPOSED CHANGES - COMPREHENSIVE LIST OF FEES



20. Utilities Fees – Wholesale Water

Fee/Sub-fee name	Current (2024)	Proposed (2025)
Water Rates - Wholesale (plus service charge for water meters as listed below) (Unless otherwise contracted with the City)	\$4.49 per 100 cubic feet	\$4.94 per 100 cubic feet
	5/8 inch meter \$20.17 per mth	5/8 inch meter \$22.19 per mth
	1 inch meter \$50.41 per mth	1 inch meter \$55.45 per mth
	1 ½ inch meter \$100.80 per mth	1 ½ inch meter \$110.88 per mth
	2 inch meter \$161.29 per mth	2 inch meter \$177.42 per mth
	3 inch meter \$302.41 per mth	3 inch meter \$332.65 per mth
	4 inch meter \$504.03 per mth	4 inch meter \$554.43 per mth
	6 inch meter \$1,008.04 per mth	6 inch meter \$1,108.84 per mth
	8 inch meter \$1,612.84 per mth	8 inch meter \$1,774.12 per mth
	10 inch meter \$2,419.27 per mth	10 inch meter \$2,661.2 per mth
12 inch meter \$3,024.08 per mth	12 inch meter \$3,326.49 per mth	

Water service rates for wholesale customers are based upon the Cost Allocation Model and Water and Sewer Rate Model. The City of Olathe negotiates wholesale contracts for Water Districts. If not otherwise contracted with the City, Infrastructure is proposing to raise the rate, including the service charge for water meters, by 10% in 2025.

21. Utilities Fees – Wastewater Rates and Wastewater Service Charge

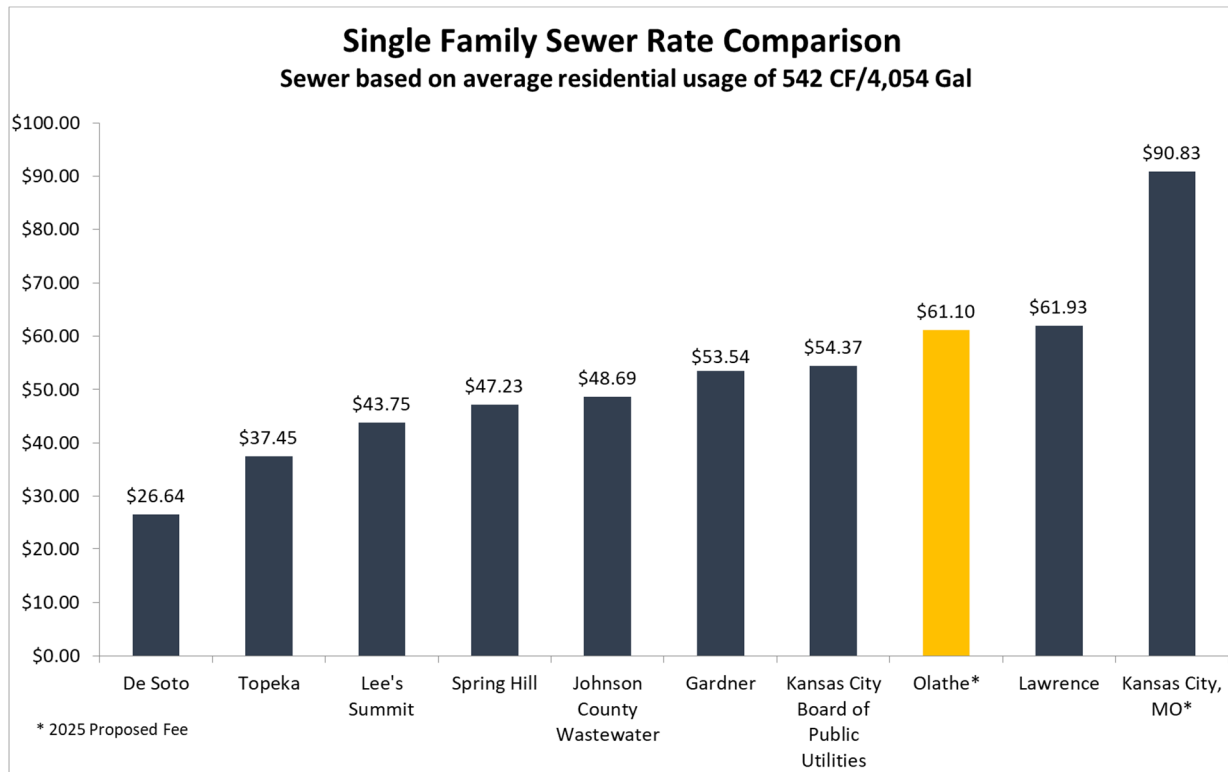
Fee	Current (2024)	Proposed (2025)
Single Family Residential (Avg Winter Consumption)	\$6.16/100 cubic feet	\$6.67/100 cubic feet
Multifamily (Actual Usage)	\$6.34/100 cubic feet	\$6.96/100 cubic feet
Commercial (Actual Usage)	\$6.34/100 cubic feet	\$6.96/100 cubic feet
Industrial (Actual Usage)	\$6.33/100 cubic feet	\$6.95/100 cubic feet
Service Charge	\$22.29	\$24.47

2025 PROPOSED CHANGES - COMPREHENSIVE LIST OF FEES

Proposed wastewater fees are based on the Cost Allocation Model and Water and Sewer Rate Model.

Infrastructure is proposing a 9.8% increase in 2025 for Single Family Residential, Multi-family, Commercial, and Industrial rates. The primary cost drivers for these increases include increases in debt service payments for rehabilitation and capacity projects, rising inflationary labor and material costs, and increases across both operational and capital budgets to rehabilitate and replace aging infrastructure, and system capacity needs.

The monthly fiscal impact on the average single-family residence (service charge and usage) will increase from \$55.68 in 2024 to \$61.10 in 2025 when based on an average consumption of 542 cubic feet (CF).



22. Utilities Fees – Water Rates and Water Service Charge

Fee	Current (2024)	Proposed (2025)
Single Family Residential (per 100 cubic feet)		
1 st 600 cubic feet	\$3.20	\$3.51
Next 600 cubic feet	\$4.78	\$5.25
Next 1400 cubic feet	\$6.39	\$7.02
Over 2600 cubic feet	\$7.98	\$8.76
Multi-Family Residential (per 100 cubic feet)		
Up to 110% of Winter Usage Rate	\$3.85	\$4.23
Over 110%-200% of Winter Usage Rate	\$4.82	\$5.29

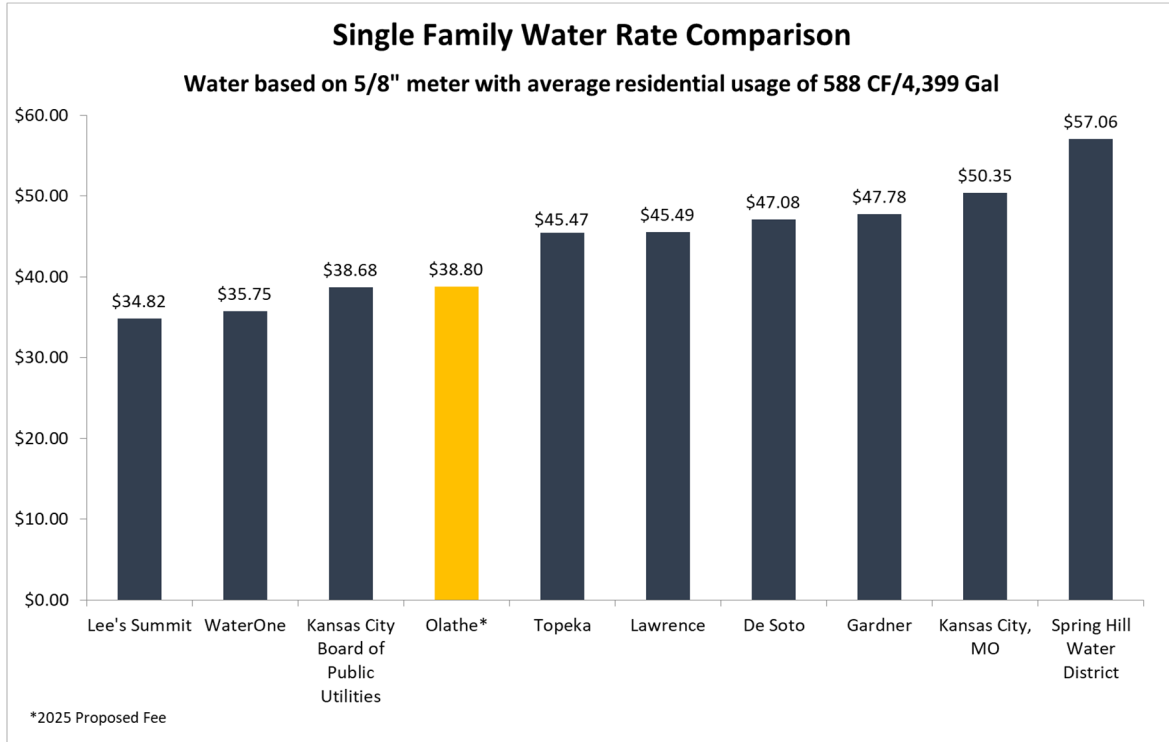
2025 PROPOSED CHANGES - COMPREHENSIVE LIST OF FEES

Over 200% of Winter Usage Rate	\$5.79	\$6.36
Commercial (per 100 cubic feet)		
Up to 110% of Winter Usage Rate	\$4.07	\$4.47
Over 110%-200% of Winter Usage Rate	\$5.10	\$5.60
Over 200% of Winter Usage Rate	\$6.10	\$6.70
Industrial (per 100 cubic feet)		
Up to 110% of Winter Usage Rate	\$3.43	\$3.77
Over 110%-200% of Winter Usage Rate	\$4.28	\$4.70
Over 200% of Winter Usage Rate	\$5.12	\$5.62
5/8 inch meter	\$16.55	\$18.17
1 inch meter	\$49.61	\$54.47
1 ½ inch meter	\$82.69	\$90.79
2 inch meter	\$132.31	\$145.28
3 inch meter	\$264.62	\$290.55
4 inch meter	\$413.47	\$453.99
6 inch meter	\$826.93	\$907.97
8 inch meter	\$1,323.09	\$1,452.75
10 inch meter	\$1,901.95	\$2,088.34
12 inch meter	\$2,569.49	\$2,821.30

Proposed water fees are based on the City’s Cost Allocation Model and Water and Sewer Rate Model. Infrastructure is proposing to increase rates by 9.8% in 2025 for Single Family Residential, Multi-family, Commercial, and Industrial rates. The primary cost drivers for these increases include debt service payments, federal regulatory requirements, rising inflationary labor and material costs, increases across both operational and capital project budgets to rehabilitate and replace aging infrastructure, and system capacity needs.

The fiscal impact on the average single-family residence (service charge and consumption) will increase from \$35.37 per month in 2024 to \$38.80 in 2025 when based on an average consumption of 588 cubic feet (CF).

2025 PROPOSED CHANGES - COMPREHENSIVE LIST OF FEES



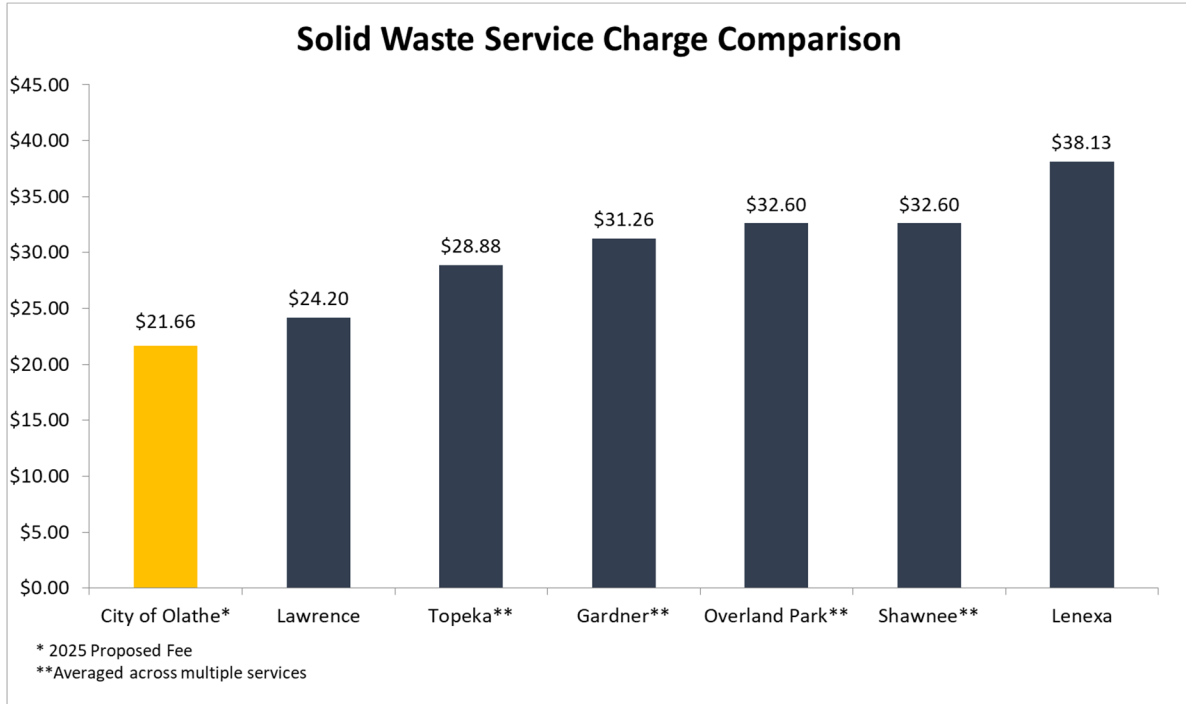
23. Utilities Fees – Solid Waste

Fee/Sub-fee name	Current (2024)	Proposed (2025)
Monthly Service Charge (Residential)	\$20.63	\$21.66

Solid Waste Service Charges are based on the City’s Cost of Service Allocation Model and Solid Waste Rate Model. Infrastructure is proposing a 5% rate increase in 2025 on the residential fee. This will increase the residential fee from \$20.63 per month to \$21.66 per month.

The residential fee structure includes curbside recycling and yard waste service as part of the base residential rate. The primary cost drivers for the increase are disposal, vehicle replacement/maintenance costs, and fuel.

2025 PROPOSED CHANGES - COMPREHENSIVE LIST OF FEES



24. Utilities Fees – Stormwater Management Fee

Fee	Current (2024)	Proposed (2025)
Residential Unit	\$6.25	\$6.44
20,000 Lot Area Sq. Ft. (Non-residential; continued below)	\$7.83	\$8.06
<40,000	\$23.49	\$24.18
<60,000	\$39.15	\$40.30
<80,000	\$54.81	\$56.42
<100,000	\$70.47	\$72.54
<120,000	\$86.13	\$88.66
<140,000	\$101.79	\$104.78
<160,000	\$117.45	\$120.90
<180,000	\$133.11	\$137.02
<200,000	\$148.77	\$153.14
<220,000	\$164.43	\$169.26
<240,000	\$180.09	\$185.38
<260,000	\$195.75	\$201.50
<280,000	\$211.41	\$217.62
<300,000	\$227.07	\$233.74
<320,000	\$242.73	\$249.86

2025 PROPOSED CHANGES - COMPREHENSIVE LIST OF FEES

<340,000	\$258.39	\$265.98
<360,000	\$274.05	\$282.10
<380,000	\$289.71	\$298.22
<400,000	\$305.37	\$314.34
<420,000	\$321.03	\$330.46
<440,000	\$336.69	\$346.58
<460,000	\$352.35	\$362.70
<480,000	\$368.01	\$378.82
<500,000	\$383.67	\$394.94
<520,000	\$399.33	\$411.06
<540,000	\$414.99	\$427.18
<560,000	\$430.65	\$443.30
<580,000	\$446.31	\$459.42
<600,000	\$461.97	\$475.54
<620,000	\$477.63	\$491.66
<640,000	\$493.29	\$507.78
<660,000	\$508.95	\$523.90
<680,000	\$524.61	\$540.02
<700,000	\$540.27	\$556.14
<720,000	\$555.93	\$572.26
<740,000	\$571.59	\$588.38
<760,000	\$587.25	\$604.50
<780,000	\$602.91	\$620.62
<800,000	\$618.57	\$636.74
<820,000	\$634.23	\$652.86
<840,000	\$649.89	\$668.98
<860,000	\$665.55	\$685.10
<880,000	\$681.21	\$701.22
<900,000	\$696.87	\$717.34
<920,000	\$712.53	\$733.46
<940,000	\$728.19	\$749.58
<960,000	\$743.85	\$765.70
<980,000	\$759.51	\$781.82
<1,000,000	\$775.17	\$797.94
<1,020,000	\$790.83	\$814.06
<1,040,000	\$806.49	\$830.18
<1,060,000	\$822.15	\$846.30
<1,080,000	\$837.81	\$862.42
<1,100,000	\$853.47	\$878.54
>1,100,000	\$869.13	\$894.66

Stormwater Management Fees are based on the City's Cost of Service Allocation Model and Stormwater Rate Model. Infrastructure is proposing a 3% increase in 2025 on residential and non-residential fees.

2025 PROPOSED CHANGES - COMPREHENSIVE LIST OF FEES

This will increase the residential fee from \$6.25 to \$6.44 per residential unit per month. For non-residential uses, a base rate is multiplied by an area factor, so the non-residential fee will be raised according to lot size.

