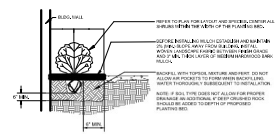


1 LANDSCAPING PLAN
SCALE: 1/16"=1'-0"

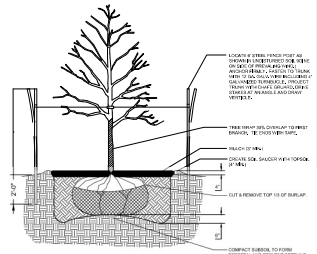
- NOTES:**
- The developer, its successor and/or subsequent owners and their agents will maintain landscaping on the property on a continuing basis for the life of the development.
 - Plant materials which exhibit evidence of insect pests, disease and/or damage must be appropriately treated. dead plants must be promptly removed and replaced.
 - All landscaping is subject to periodic inspection by the Planning Official or designee.
 - The property owner will maintain landscape areas in good condition and in a way that presents a healthy, neat and orderly appearance. This maintenance must include weeding, watering, fertilizing, pruning, mowing, edging, mulching or maintenance, in accordance with acceptable horticultural practices.
 - The City may cause removal of any dead or diseased trees, plants and shrubs on private property within the City, when those trees, plants and shrubs constitute a hazard to life and/or property or harbor insects or disease which constitutes a potential threat to the other trees, plants or shrubs within the City.
 - No tree, shrub, or woody vegetation will be planted within a distance of 10 feet from any fire hydrant or fire department connection (FDC).
 - No trees will be planted within 15 feet of a streetlight.
 - Exterior ground-mounted or building-mounted utilities must be screened on three sides with plantings at least as tall as the utility box at the time of planting, or an architectural treatment compatible with the building.

| SHRUB LIST | | | | | | | |
|------------|-----|-----|-----------------------|---------------------------------|-------|-----------|----------|
| Symbol | Key | Qty | Common Name | Botanical Name | Size | Condition | Spacing |
| PF | 15 | | Purple Fountain Grass | Pennisetum setaceum 'Purpureum' | 3 gal | Cont. | As Shown |
| FG | 15 | | Fountain Grass | Pennisetum alopecuroides | 3 gal | Cont. | As Shown |
| NI | 7 | | Nordic Inkberry Holly | Llex Glabra Chamae | 3 gal | Cont. | As Shown |
| VB | 13 | | Variiegated Boxwood | Buxus Sempervirens Variegata | 3 gal | Cont. | As Shown |
| TREE LIST | | | | | | | |
| ER | 3 | | Eastern Redbud | Cercus Canadensis | 3 gal | BB | As Shown |

- NOTES:**
- ALL PLANTING AREAS TO BE FULLY MULCHED - NO GRASS
 - SHRUBS MUST BE AT LEAST 3'-0" TALL AT THE TIME OF PLANTING



3 SHRUB BED DETAIL
SCALE: NO SCALE



2 TREE PLANTING DETAIL
SCALE: NO SCALE

LANDSCAPE NOTES

CONTRACTOR REQUIRED TO LOCATE ALL UTILITIES BEFORE INSTALLATION TO BEGIN.

Contractor shall verify all landscape material quantities and shall report any discrepancies to the Landscape Architect prior to installation.

No plant material substitutions are allowed without Landscape Architect or Owners approval.

Contractor shall guarantee all landscape work and plant material for a period of one year from date of acceptance of the work by the Owner. Any plant material which dies during the one year guarantee period shall be replaced by the contractor during normal planting seasons.

Contractor shall be responsible for maintenance of the plants until completion of the job and acceptance by the Owner.

Successful landscape contractor shall be responsible for design that complies with minimum irrigation requirements, and installation of an irrigation system. Irrigation system to be approved by the owner before starting any installation.

All plant material shall be specimen quality stock as determined in the "American Standards For Nursery Stock" published by The American Association of Nurserymen, free of plant diseases and pest, of typical growth of the species and having a healthy, normal root system.

Sizes indicated on the plant list are the minimum, acceptable size. In no case will sizes less than specified be accepted.

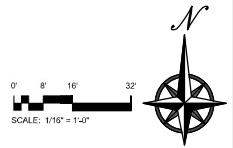
All shrub beds within lawn areas to receive a manicured edge.

All shrub beds shall be mulched with 3" of shredded cedar mulch.

All landscape areas to be fertilized & sodded with a Turf-Type-Tall Fescue seed blend.

All landscape areas must be irrigated.

- NOTE**
- NO TREE, SHRUB, OR WOODY VEGETATION WILL BE PLANTED WITHIN A DISTANCE OF 10 FEET FROM ANY FIRE HYDRANT OR FIRE DEPARTMENT CONNECTION (FDC).
 - NO TREES WILL BE PLANTED WITHIN 15 FEET OF A STREETLIGHT.
 - ANY LANDSCAPE MATERIALS TO BE USED FOR SCREENING MUST BE AT LEAST THE HEIGHT OF THE MATERIAL THAT IT IS INTENDED TO SCREEN.
 - ALL DISTURBED LAWN AREAS WILL BE SODDED.
 - EXTERIOR GROUND-MOUNTED OR BUILDING-MOUNTED UTILITIES MUST BE SCREENED ON THREE SIDES WITH PLANTINGS AT LEAST AS TALL AS THE UTILITY BOX AT THE TIME OF PLANTING, OR AN ARCHITECTURAL TREATMENT COMPATIBLE WITH THE BUILDING.



10.21.2024
NOLTE & ASSOCIATES, P.A.
 ARCHITECTS / PLANNERS
 9400 REEDS ROAD, SUITE 200
 OVERLAND PARK, KS 66207
 TEL: (913) 322-2144
 FAX: (913) 322-6277



BUILDING ADDITION & REMODEL FOR:
PIZZA 51
 200 S. Kansas Ave
 Olathe, Kansas 66061
 PROJECT NO. 2024033
 SHEET NO. L-101

DATE PLOTTED:
21 OCTOBER 2024

SHEET NO.
10.16.24

REVISIONS
 10.16.24 REVIEW COMMENTS
 10.21.24 REVIEW COMMENTS

ARCHITECTURAL PROJECT NUMBER
2024033

LANDSCAPING
PLAN

SHEET NUMBER
L-101