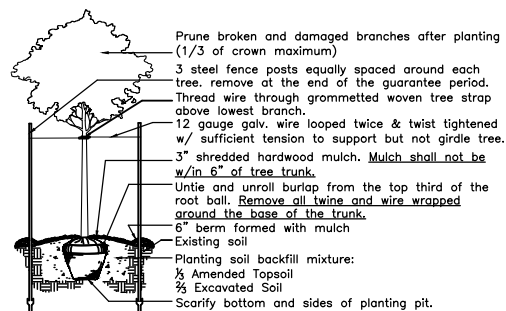


1 STREET TREE PLANTING PLAN  
1" = 50'





NOTES:

1. On evergreen trees, attach guying collar at approx. 2/3 height of tree on trees that are 6 ft. height and over.
2. Top of rootball shall match original ground level as grown in the nursery. Overflow from nursery shall be removed to expose root collar.
3. Do not fertilize the first growing season.
4. Use tree stakes only in open areas, do not use in parking lot islands where space is limited.

## 2 DECIDUOUS TREE PLANTING

## PLANT SCHEDULE

<u>SYMBOL</u>	<u>BOTANICAL NAME</u>	<u>COMMON NAME</u>	<u>SIZE</u>	<u>CONTAINER</u>	<u>QTY</u>
<u>STREET TREES</u>					
	Acer saccharum 'Autumn Splendor'	Autumn Splendor Sugar Maple	2" Cal.	B&B	30
	Tilia tomentosa 'Sterling'	Sterling Silver Linden	2" Cal.	B&B	24

STREET TREE PLAN NOTES:

1. All trees shall receive 3" minimum of shredded hardwood mulch in a tree mulch ring twice the diameter of the rootball.
2. Proposed trees shall not be placed over existing or proposed utility service lines or utility easements.
3. No trees shall be planted within 15 feet of a street light.
4. The developer, its successor and/or subsequent owners and their agents will maintain landscaping on the property on a continuing basis for the life of the development.
5. Trees which exhibit evidence of insect pests, disease and/or damage must be appropriately treated. Dead trees must be promptly removed and replaced.
6. All landscaping is subject to periodic inspection by the Planning Official or designee.
7. No tree will be planted within a distance of 10 feet from any fire hydrant.



**Chad D. Weinand, PLA, ASLA**  
Landscape Architecture

15173 W. 157th Terrace, Olathe, Kansas 66062  
913.484.3738 - cweinand74@gmail.com  
Copyright 2025