



2026 Proposed Explanation of Fee Changes

Table of Contents

Changes by Economy	3
1. Building and Land Use Permits and Inspections – Zoning Verification.....	3
2. Building and Land Use Permits and Inspections – Building Permit	3
3. Building and Land Use Permits and Inspections – Dwelling Unit Fee.....	3
4. Building and Land Use Permits and Inspections – MEP Trade Permit.....	4
5. Building and Land Use Permits and Inspections – Subdivision Filing and Recording (Plat Fees)	4
6. Building and Land Use Permits and Inspections – Signs and Special Permits Fees	4
Changes by Exceptional Services.....	5
1. Business License Fees	5
Changes by Infrastructure	6
1. Solid Waste – Service Charge.....	6
2. Solid Waste – Bulk Item Pickup.....	7
3. Solid Waste- Other.....	7
4. Sanitary Sewer Connection.....	8
5. Stormwater Management Fee- Residential.....	8
6. Stormwater Management Fee- Non-Residential.....	8
7. Residential Account Discount Program	11
8. Secondary Meter for Sewer Charges (Meter & Inspection)	12
9. Secondary Meter Service Charge- Sewer.....	12
10. System Development Fees- Sewer.....	13
11. System Development Fees- Water	13
12. Wastewater Rates.....	14
13. Water Rates	15
14. Water Wholesale Rates.....	16
15. Water Service Charge.....	17
	1

2026 PROPOSED CHANGES - COMPREHENSIVE LIST OF FEES

16. Water Service Connection Fee	18
17. Sewer Rates – Outside City	19
18. Bulk Water Fill Rates	19
Changes by Quality of Life	19
1. Animal Care and Control- Non-resident Adoption Fee	19
2. Community Enhancement- Nuisance Abatement	19
3. Indian Creek Library- Event Space Rentals.....	20
4. Rental of Mahaffie Historic Site or Heritage Center	20
5. Community Center Membership	20
6. Community Center- Children	21
7. Facility Rental Fees.....	22
8. Lake Olathe Fees	23
9. Signs and Special Permit Fees	23
10. Swimming Pool Fees	24
11. Swimming Pool Rentals.....	24

Changes by Economy

1. Building and Land Use Permits and Inspections – Zoning Verification

Fee/Sub-fee name	Current (2025)	Proposed (2026)
Zoning Verification- Simple	New fee	\$25
Zoning Verification- Standard	New fee	\$100
Zoning Verification- Expedited	New fee	\$250

Zoning verification is a service provided to verify the zoning and permitted uses of a property. A standard letter can verify the allowance of a particular use on a property, approved development standards and zoning violations. An expedited letter provides a rush delivery within 3 business days. This fee is proposed to cover the cost of providing this service and is based on comparable rates in neighboring jurisdictions.

2. Building and Land Use Permits and Inspections – Building Permit

Fee/Sub-fee name	Current (2025)	Proposed (2026)
Class II - New Construction or Addition: Commercial – Occupancy Groups A, B, E, I, M, or R	\$0.54/sq.ft./ Minimum \$100 (20% discount for shell new line)	\$0.54/sq.ft./ Minimum \$100 (20% discount for shell)
Class III - New Construction or Addition: Commercial – Occupancy Groups F, H, S or U	\$0.33/sq.ft. Minimum \$100 (20% discount for shell new line)	\$0.33/sq.ft. Minimum \$100 (20% discount for shell)

Updated fee description to remove reference to 'new line' for clarity.

3. Building and Land Use Permits and Inspections – Dwelling Unit Fee

Fee/Sub-fee name	Current (2025)	Proposed (2026)
Dwelling Unit Fee- Duplex or Townhome	Minimum \$40	\$500 per unit

As opposed to having a minimum charge, this change is to accurately reflect what is actually being charged.

2026 PROPOSED CHANGES - COMPREHENSIVE LIST OF FEES

4. Building and Land Use Permits and Inspections – MEP Trade Permit

Fee/Sub-fee name	Current (2025)	Proposed (2026)
MEP Trade Permit-Commercial	\$100 for 1st \$10,00 of project cost + 0.5% (project cost above \$10,000)	\$100 for 1st \$10,000 of project cost + 0.5% (project cost above \$10,000)

The fee was previously missing a zero, and this is a correction of that error.

5. Building and Land Use Permits and Inspections – Subdivision Filing and Recording (Plat Fees)

Fee/Sub-fee name	Current (2025)	Proposed (2026)
Per lot	Update	\$300 + \$7.00 per lot
Per lot 10 or less	\$300 + \$7.00 per lot	Remove
Per lot 11 to 50	\$300 + \$7.00 per lot	Remove
Per lot 51 to 150	\$300 + \$7.00 per lot	Remove
Per lot 151 to 500	\$300 + \$7.00 per lot	Remove
Per lot 501 or more	\$300 + \$7.00 per lot	Remove

This change is to consolidate all of the Plat fees into one sub-fee. However, the fee rates do not change.

6. Building and Land Use Permits and Inspections – Signs and Special Permits Fees

Fee/Sub-fee name	Current (2025)	Proposed (2026)
Sign Permit- Temporary	\$60 (Fee and permit requirement waived for non- profit organizations.)	\$60 (Fee waived for non- profit organizations.)

With this clarification, non-profit organizations are still required to obtain a permit. However, the \$60 fee is waived.

Changes by Exceptional Services

1. Business License Fees

Fee/Sub-fee name	Current (2025)	Proposed (2026)
Taxi Cab Drivers Certificate	\$5.00 per driver per year	Remove
Taxi Cab License- 1 st Vehicle	\$100 per day + driver's certificate	Remove
Taxi Cab License- 2 nd Vehicle	\$50 per day + driver's certificate	Remove
Taxi Cab License- 3 rd or Subsequent Vehicle	\$25 per vehicle per year + driver's certificate	Remove

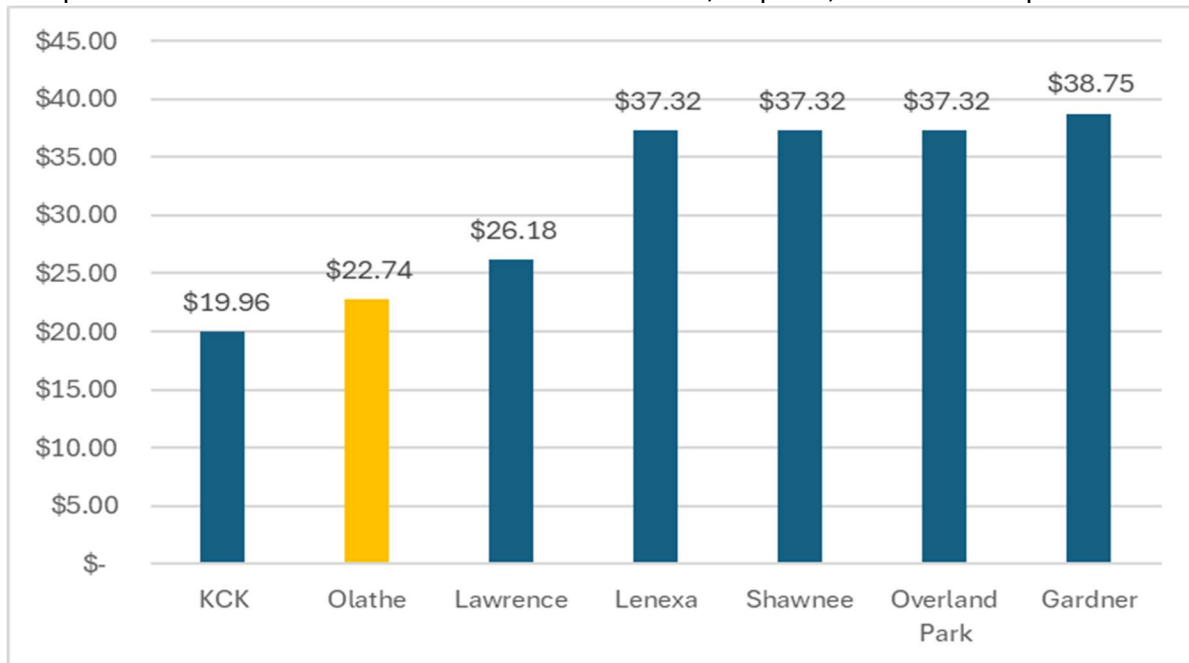
Repeal of Chapter 5.24 of the Olathe Municipal Code pertaining to taxicabs. This change is primarily due to challenges with implementation and enforcement of the code.

Changes by Infrastructure

1. Solid Waste – Service Charge

Fee/Sub-fee name	Current (2025)	Proposed (2026)
Solid Waste Service Charge	\$21.66 per month	\$22.74 per month

Solid Waste Service Charges are based on the Cost Allocation Model and Solid Waste Rate Model. Infrastructure is proposing a 5.0% rate increase in 2026 on the residential fee structure. This will increase the residential fee from \$21.66/month to \$22.74/month. The residential fee structure includes curbside recycling and yard waste service as part of the base residential rate. The predominant cost drivers for the increase are fuel, disposal, and vehicle replacement costs.



2026 PROPOSED CHANGES - COMPREHENSIVE LIST OF FEES

2. Solid Waste – Bulk Item Pickup

Fee/Sub-fee name	Current (2025)	Proposed (2026)
Bulk Item Pickup - Trash Day First to 4th Pickup per year	\$25.00 per 15 minutes loading time	\$30.00 per 15 minutes loading time
Bulk Item Pickup - Trash Day 5th to 8th Pickup per year	\$55.00 per 15 minutes loading time	\$60.00 per 15 minutes loading time
Bulk Item Pickup - Trash Day 9th or more Pickup per year	\$80.00 per 15 minutes of loading time	\$85.00 per 15 minutes of loading time
Bulk Item Pickup - Non Trash Day First to 4th Pickup per year	\$55.00 + \$25.00 per 15 minutes loading time	\$60.00 + \$30.00 per 15 minutes loading time
Bulk Item Pickup - Non Trash Day 5th to 8th Pickup per year	\$80.00 + \$55.00 per 15 minutes of loading time	\$85.00 + \$60.00 per 15 minutes of loading time
Bulk Item Pickup - Non Trash Day 9th or more Pickup per year	\$110.00 + \$80.00 per 15 minutes of loading time	\$115.00 + \$85.00 per 15 minutes of loading time
Bulk Item Pickup - Non Trash Day Code Violation	\$125.00 for first 15 minutes + \$80.00 per additional 15 minute load time	\$130.00 for first 15 minutes + \$85.00 per additional 15 minute load time

The City is proposing an increase to Bulk Item Pickups due to increased costs including labor, fuel and vehicles.

3. Solid Waste- Other

Fee/Sub-fee name	Current (2025)	Proposed (2026)
Appliance with Freon	\$35.00 per appliance	\$40.00 per appliance
Residential Call & Hall Dumpster Rental	\$65.00 4-yard dumpster rental \$80.00 6-yard dumpster rental	\$70.00 4-yard dumpster rental \$85.00 6-yard dumpster rental
Tires	Large Truck/Semi Tires: \$10.00 per tire (excluding commercial or farm grade tractor tires)	Large Truck/Semi Tires: \$15.00 per tire (excluding commercial or farm grade tractor tires)

The City is proposing an increase to these fees due to increased costs including labor, fuel, and vehicles.

2026 PROPOSED CHANGES - COMPREHENSIVE LIST OF FEES

4. Sanitary Sewer Connection

Fee/Sub-fee name	Current (2025)	Proposed (2026)
Sanitary Sewer Connections	\$110	\$120

Proposed changes to Sewer Service Connection Fees reflect Olathe's increased labor and material costs for inspections.

5. Stormwater Management Fee- Residential

Fee/Sub-fee name	Current (2025)	Proposed (2026)
Stormwater Management Fee - Residential	\$6.44 per month	\$6.76 per month

Stormwater Management Fees are based on the City's Cost of Service Allocation Model and Stormwater Rate Model. Infrastructure is proposing a 5% increase in 2026 on residential and non-residential fees. This will increase the residential fee from \$6.44 to \$6.76 per residential unit per month.

6. Stormwater Management Fee- Non-Residential

Fee/Sub-fee name	Current (2025)	Proposed (2026)
20,000	\$8.06 per month	\$8.46 per month
<40,000	\$24.18 per month	\$25.38 per month
<60,000	\$40.30 per month	\$42.30 per month
<80,000	\$56.42 per month	\$59.22 per month
<100,000	\$72.54 per month	\$76.14 per month
<120,000	\$88.66 per month	\$93.06 per month
<140,000	\$104.78 per month	\$109.98 per month
<160,000	\$120.90 per month	\$126.90 per month
<180,000	\$137.02 per month	\$143.82 per month
<200,000	\$153.14 per month	\$160.74 per month
<220,000	\$169.26 per month	\$177.66 per month
<240,000	\$185.38 per month	\$194.58 per month

2026 PROPOSED CHANGES - COMPREHENSIVE LIST OF FEES

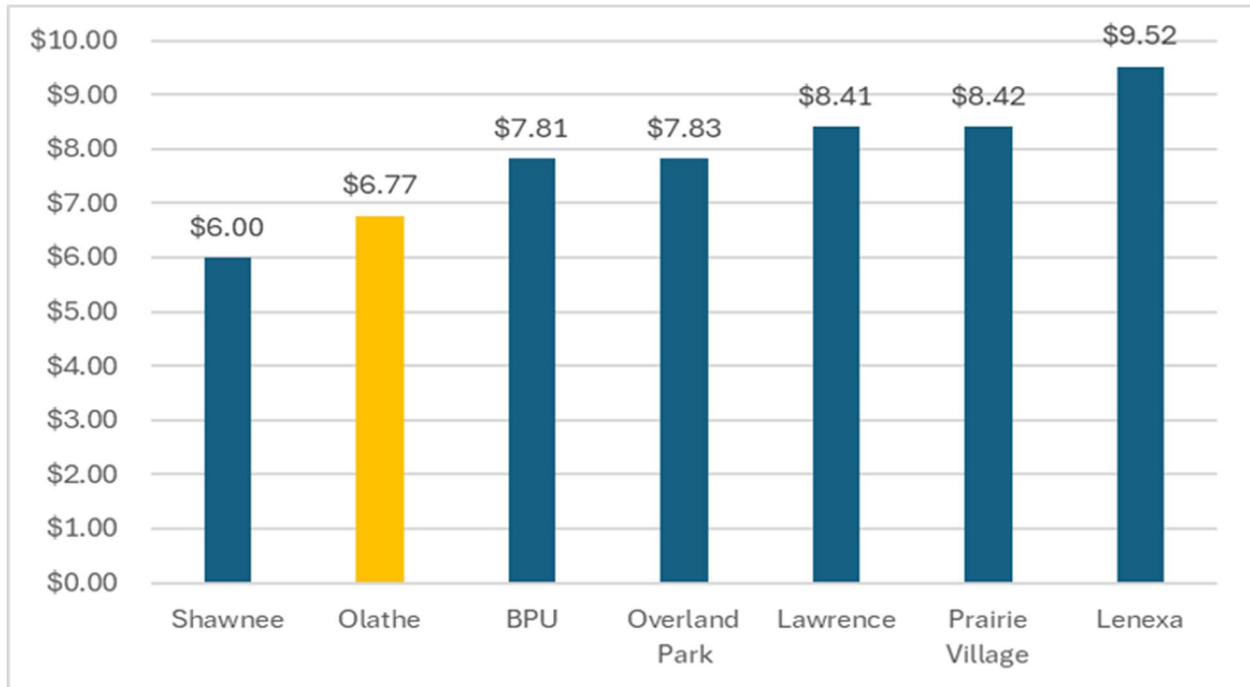
<260,000	\$201.5 per month	\$211.50 per month
<280,000	\$217.62 per month	\$228.42 per month
<300,000	\$233.74 per month	\$245.34 per month
<320,000	\$249.86 per month	\$262.26 per month
<340,000	\$265.98 per month	\$279.18 per month
<360,000	\$282.1 per month	\$296.10 per month
<380,000	\$298.22 per month	\$313.02 per month
<400,000	\$314.34 per month	\$329.94 per month
<420,000	\$330.46 per month	\$346.86 per month
<440,000	\$346.58 per month	\$363.78 per month
<460,000	\$362.7 per month	\$380.70 per month
<480,000	\$378.82 per month	\$397.62 per month
<500,000	\$394.94 per month	\$414.54 per month
<520,000	\$411.06 per month	\$431.46 per month
<540,000	\$427.18 per month	\$448.38 per month
<560,000	\$443.3 per month	\$465.30 per month
<580,000	\$459.42 per month	\$482.22 per month
<600,000	\$475.54 per month	\$499.14 per month
<620,000	\$491.66 per month	\$516.06 per month
<640,000	\$507.78 per month	\$532.98 per month
<660,000	\$523.9 per month	\$549.90 per month
<680,000	\$540.02 per month	\$566.82 per month
<700,000	\$556.14 per month	\$583.74 per month
<720,000	\$572.26 per month	\$600.66 per month

2026 PROPOSED CHANGES - COMPREHENSIVE LIST OF FEES

<740,000	\$588.38 per month	\$617.58 per month
<760,000	\$604.5 per month	\$634.50 per month
<780,000	\$620.62 per month	\$651.42 per month
<800,000	\$636.74 per month	\$668.34 per month
<820,000	\$652.86 per month	\$685.26 per month
<840,000	\$668.98 per month	\$702.18 per month
<860,000	\$685.1 per month	\$719.10 per month
<880,000	\$701.22 per month	\$736.02 per month
<900,000	\$717.34 per month	\$752.94 per month
<920,000	\$733.46 per month	\$769.86 per month
<940,000	\$749.58 per month	\$786.78 per month
<960,000	\$765.7 per month	\$803.70 per month
<980,000	\$781.82 per month	\$820.62 per month
<1,000,000	\$797.94 per month	\$837.54 per month
<1,020,000	\$814.06 per month	\$854.46 per month
<1,040,000	\$830.18 per month	\$871.38 per month
<1,060,000	\$846.3 per month	\$888.30 per month
<1,080,000	\$862.42 per month	\$905.22 per month
<1,100,000	\$878.54 per month	\$922.14 per month
>1,100,000 (1,100,000 cap)	\$894.66 per month	\$939.06 per month

Stormwater Management Fees are based on the City's Cost of Service Allocation Model and Stormwater Rate Model. Infrastructure is proposing a 5% increase in 2026 on residential and non-residential fees. For nonresidential uses, a base rate is multiplied by an area factor, so the non-residential fee will be raised according to lot size sq/ft.

2026 PROPOSED CHANGES - COMPREHENSIVE LIST OF FEES



7. Residential Account Discount Program

Fee/Sub-fee name	Current (2025)	Proposed (2026)
Residential Account Discount Program- Sewer	\$4.00 per month	\$12.00 per month
Residential Account Discount Program- Water	\$4.00 per month	\$12.00 per month

The City is proposing to expand the Water & Sewer discount program to assist with utility affordability.

8. Secondary Meter for Sewer Charges (Meter & Inspection)

Fee/Sub-fee name	Current (2025)	Proposed (2026)
5/8 inch meter	\$426	\$476
1 inch meter	\$488	\$532
1 ½ inch meter	\$1,523	\$1,628
2 inch meter	\$1,711	\$1,833
3 inch meter	\$2,099	\$2,245
4 inch meter	\$3,430	\$3,684
6 inch meter	\$6,116	\$6,150

Secondary sewer meters are utilized by non-residential customers and they have become more prevalent recently. Each year field operations updates these fees to cover applicable labor and materials costs to inspect and maintain the meters.

9. Secondary Meter Service Charge- Sewer

Fee/Sub-fee name	Current (2025)	Proposed (2026)
5/8 inch meter	New Fee	Secondary Sewer Meter Base Charge (by Meter) \$19.26 per month
1 inch meter	New Fee	\$57.74 per month
1 1/2 inch meter	New Fee	\$96.24 per month
2 inch meter	New Fee	\$154 per month
3 inch meter	New Fee	\$307.98 per month
4 inch meter	New Fee	\$481.23 per month
6 inch meter	New Fee	\$962.45 per month
8 inch meter	New Fee	\$1,539.92 per month
10 inch meter	New Fee	\$2,212.63 per month
12 inch meter	New Fee	\$2,990.58 per month

Currently, ownership of those meter pits, rings, vaults etc. are not in our specs. These meters are charged the sewer base charge in addition to usage, but their water meters are only charged water rates, so we are technically not recovering base costs for double metered properties like we would for the standard single meter setup. Adding this fee could be a double benefit of recovering costs and more formally confirming that we do own the maintenance of these second meters.

10. System Development Fees- Sewer

Fee/Sub-fee name	Current (2025)	Proposed (2026)
5/8 inch meter	\$5,970	\$6,269
1 inch meter	\$14,926	\$15,672
1 ½ inch meter	\$29,852	\$31,345
2 inch meter	\$47,761	\$50,149
3 inch meter	\$89,552	\$94,030
4 inch meter	\$149,254	\$156,717
6 inch meter	\$298,509	\$313,434
8 inch meter	\$477,615	\$501,496

As new connections are added to the City's water and sewer systems, System Development Fees (SDF) are charged to recover the cost of providing system capacity to the new connection. SDF rates are based on the Cost Allocation Model and Water & Sewer Rate Model.

Infrastructure is proposing raising water and sewer SDF 5% in 2026 to help offset the costs of increased capacity. The fiscal impact on a new single-family residence will increase from \$5,970 to \$6,269 for sewer. For meter sizes not listed, a formula is provided.

11. System Development Fees- Water

Fee/Sub-fee name	Current (2025)	Proposed (2026)
5/8 inch meter	\$5,349	\$5,616
1 inch meter	\$13,371	\$14,040
1 ½ inch meter	\$26,741	\$28,078
2 inch meter	\$42,785	\$44,924
3 inch meter	\$80,224	\$84,235
4 inch meter	\$133,707	\$140,392
6 inch meter	\$267,414	\$280,785
8 inch meter	\$427,862	\$449,255

As new connections are added to the City's water and sewer systems, System Development Fees (SDF) are charged to recover the cost of providing system capacity to the new connection. SDF rates are based on the Cost Allocation Model and Water & Sewer Rate Model.

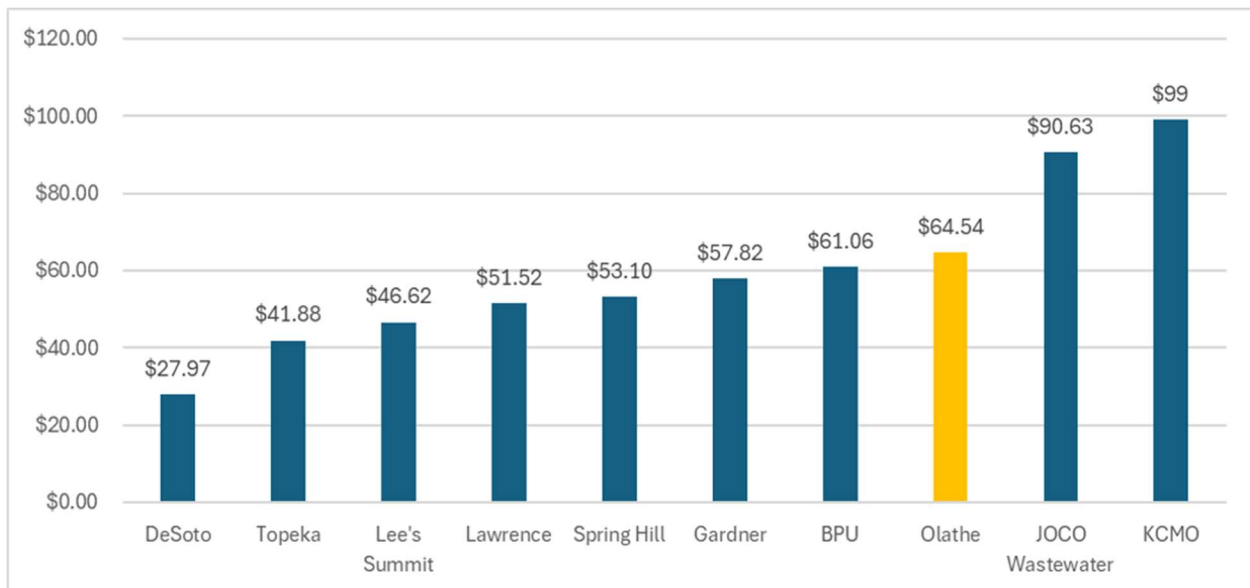
Infrastructure is proposing raising water and sewer SDF 5% in 2026 to help offset the costs of increased capacity. The fiscal impact on a new single-family residence will increase from \$5,349 to \$5,616 for water.

2026 PROPOSED CHANGES - COMPREHENSIVE LIST OF FEES

12. Wastewater Rates

Fee/Sub-fee name	Current (2025)	Proposed (2026)
Service Charge	\$24.47 per month	\$26.06 per month
Single Family Residential (Avg Winter Consumption)	\$6.67/100 cubic feet	\$7.10/100 cubic feet
Industrial (Actual Usage)	\$6.95/100 cubic feet	\$7.40/100 cubic feet
Multifamily (Actual Usage)	\$6.96/100 cubic feet	\$7.41/100 cubic feet
Commercial (Actual Usage)	\$6.96/100 cubic feet	\$7.41/100 cubic feet
BOD/pound	\$0.4196	\$0.4500
Extra Strength Surcharge	$S = V \times 0.00624 [\$0.4196 (\text{BOD} - 264)] + [\$0.3004 (\text{SS} - 300)]$	$S = V \times 0.00624 [\$0.45 (\text{BOD} - 264)] + [\$0.32 (\text{SS} - 300)]$
Total Suspended Solids	\$0.3004	\$0.3200

Proposed wastewater fees are based on the Cost Allocation Model and Water and Sewer Rate Model. Infrastructure is proposing a 6.5% increase in 2026 for Single Family Residential, Multifamily, Commercial and Industrial rates. The primary cost drivers for these increases include increases in debt service payments for rehabilitation and capacity projects, rising inflationary labor and material costs, and increases across both operational and capital budgets to rehabilitate and replace aging infrastructure, and system capacity needs.



2026 PROPOSED CHANGES - COMPREHENSIVE LIST OF FEES

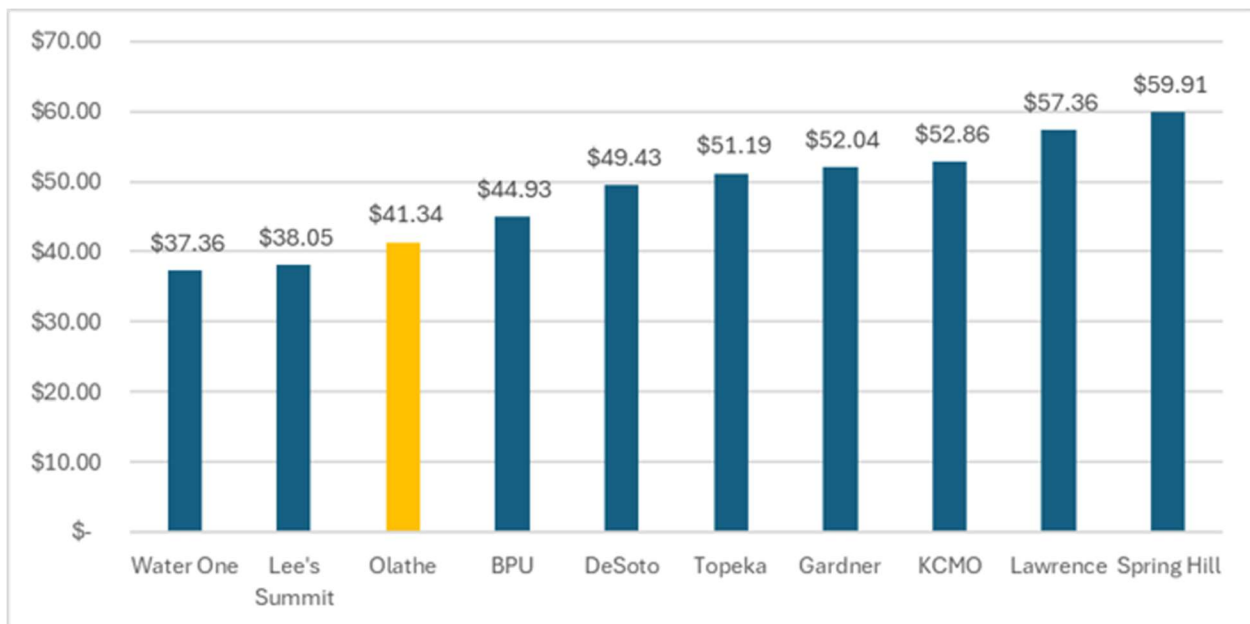
13. Water Rates

Fee/Sub-fee name	Current (2025)	Proposed (2026)
Water Purchase from Hydrants	\$6.70 per 100 cubic feet	\$7.13 per 100 cubic feet
Water Rates - Outside City	$1.25 \times \text{amount} = \text{mo. water charge as calculated in 13.12.030}$	$1.50 \times \text{amount of mo. water charge as calculated per 13.12.030}$
Water Rates – Commercial Up to 110% of Winter Usage Rate	\$4.47 per 100 cubic feet	\$4.76 per 100 cubic feet
Water Rates – Commercial Over 110%-200% of Winter Usage Rate	\$5.60 per 100 cubic feet	\$5.96 per 100 cubic feet
Water Rates – Commercial Over 200% of Winter Usage Rate	\$6.70 per 100 cubic feet	\$7.13 per 100 cubic feet
Water Rates – Industrial Up to 110% of Winter Usage Rate	\$3.77 per 100 cubic feet	\$4.01 per 100 cubic feet
Water Rates – Industrial Over 110%-200% of Winter Usage Rate	\$4.70 per 100 cubic feet	\$5.00 per 100 cubic feet
Water Rates – Industrial Over 200% of Winter Usage Rate	\$5.62 per 100 cubic feet	\$5.98 per 100 cubic feet
Water Rates - Multi-Family Residential Up to 110% of Winter Usage Rate	\$4.23 per 100 cubic feet	\$4.50 per 100 cubic feet
Water Rates - Multi-Family Residential Over 110%-200% of Winter Usage Rate	\$5.29 per 100 cubic feet	\$5.63 per 100 cubic feet
Water Rates - Multi-Family Residential Over 200% of Winter Usage Rate	\$6.36 per 100 cubic feet	\$6.77 per 100 cubic feet
Water Rates - Single Family Residential 1st 600 cubic feet	\$3.51 per 100 cubic feet	\$3.73 per 100 cubic feet
Water Rates - Single Family Residential Next 600 cubic feet	\$5.25 per 100 cubic feet	\$5.59 per 100 cubic feet

2026 PROPOSED CHANGES - COMPREHENSIVE LIST OF FEES

Water Rates - Single Family Residential Next 1,400 cubic feet	\$7.02 per 100 cubic feet	\$7.47 per 100 cubic feet
Water Rates - Single Family Residential Over 2,600 cubic feet	\$8.76 per 100 cubic feet	\$9.32 per 100 cubic feet

Proposed water fees are based on the Cost Allocation Model and Water and Sewer Rate Model. Infrastructure is proposing a 6.5% increase in 2026 for Single Family Residential, Multi-family, Commercial, and Industrial rates. The primary cost drivers for these increases include increases in debt service payments for rehabilitation and capacity projects, rising inflationary labor and material costs, and increases across both operational and capital budgets to rehabilitate and replace aging infrastructure, and system capacity needs.



14. Water Wholesale Rates

(Plus service charge for water meters, unless otherwise contracted with the City)

Fee/Sub-fee name	Current (2025)	Proposed (2026)
5/8 inch meter	\$22.19 per month	\$23.63 per month
1 inch meter	\$55.45 per month	\$59.05 per month

2026 PROPOSED CHANGES - COMPREHENSIVE LIST OF FEES

1 ½ inch meter	\$110.88 per month	\$118.08 per month
2 inch meter	\$177.42 per month	\$185.05 per month
3 inch meter	\$332.65 per month	\$354.27 per month
4 inch meter	\$554.43 per month	\$590.46 per month
6 inch meter	\$1,108.84 per month	\$1180.91 per month
8 inch meter	\$1,774.12 per month	\$1889.43 per month
10 inch meter	\$2,661.20 per month	\$2834.17 per month
12 inch meter	\$3,326.49 per month	\$3542.71 per month
Usage	\$4.94 per 100 cubic feet	\$5.26 per 100 cubic feet

Water service rates for wholesale customers are based upon the Cost Allocation Model and Water and Sewer Rate Model. The City of Olathe negotiates wholesale contracts with Water Districts.

15. Water Service Charge

Fee/Sub-fee name	Current (2025)	Proposed (2026)
5/8 inch meter	\$18.17 per month	\$19.35 per month
1 inch meter	\$54.47 per month	\$58.01 per month
1 ½ inch meter	\$90.79 per month	\$96.69 per month
2 inch meter	\$145.28 per month	\$154.72 per month
3 inch meter	\$290.55 per month	\$309.43 per month
4 inch meter	\$453.99 per month	\$483.49 per month
6 inch meter	\$907.97 per month	\$966.98 per month

2026 PROPOSED CHANGES - COMPREHENSIVE LIST OF FEES

8 inch meter	\$1,452.75 per month	\$1,547.17 per month
10 inch meter	\$2,087.39 per month	\$2,223.07 per month
12 inch meter	\$2,821.30 per month	\$3,004.68 per month

Proposed water fees are based on the City's Cost Allocation Model and Water and Sewer Rate Model. Infrastructure is proposing to increase rates by 6.5% in 2026 for Single Family Residential, Multi-family, Commercial, and Industrial rates. The primary cost drivers for these increases include debt service payments, federal regulatory requirements, rising inflationary labor and material costs, increases across both operational and capital project budgets to rehabilitate and replace aging infrastructure, and system capacity needs.

16. Water Service Connection Fee

Fee/Sub-fee name	Current (2025)	Proposed (2026)
5/8 inch meter	\$633 tap, meter & Inspection	\$660 tap, meter & inspection
1 inch meter	\$724 tap, meter & Inspection	\$768 tap, meter & inspection
1 ½ inch meter	\$1,663 tap, meter & Inspection	\$1768 tap, meter & inspection
2 inch meter	\$1,851 tap, meter & Inspection	\$1973 tap, meter & inspection
3 inch meter	\$2,099 tap, meter & Inspection	\$2245 tap, meter & inspection
4 inch meter	\$3,430 tap, meter & Inspection	\$3684 tap, meter & inspection
6 inch meter	\$6,116 tap, meter & Inspection	\$6150 tap, meter & inspection

Proposed changes to Water Service Connection Fees reflect Olathe's increased meter costs from a third party meter provider. Rates include tap, meter and inspection for all meter sizes up to 2". The city does not provide taps for meters 3" and larger. The proposed fee increase is to recoup the actual cost of meters.

17. Sewer Rates – Outside City

Fee/Sub-fee name	Current (2025)	Proposed (2026)
Sewer Rates- Outside City	New Fee	1.50 x amount of mo. wastewater charge as calculated per 13.08.011

The city will be providing sewer service for parcels located in Gardner.

18. Bulk Water Fill Rates

Fee/Sub-fee name	Current (2025)	Proposed (2026)
1,000 Gallons	\$8.96 per 1,000 gallons with a minimum charge of \$0.76 (equivalent to an 85-gallon fill)	\$9.54 per 1,000 gallons with a minimum charge of \$0.82 (equivalent to an 85-gallon fill)

This usage rate is in line with Commercial Block 3 water usage, which most closely aligns with the characteristics of this usage. Increases capture the cost of service. The specification of a minimum charge is to prevent uncharged water usage at filling stations after implementation of a new card reader system.

Changes by Quality of Life**1. Animal Care and Control- Non-resident Adoption Fee**

Fee/Sub-fee name	Current (2025)	Proposed (2026)
Non-resident Adoption Fee	New Fee	\$10

Non-resident adoption fees help offset the costs of animal care, including veterinary services, food, and shelter, for those who do not contribute to the local tax base. This proposed change ensures that residents of Olathe are not paying more than the non-residents at the time of adoption. Right now, the adoption fee includes the adoption cost, city pet license, and rabies vaccination. Since non-residents cannot use our city pet license, we are simply replacing that portion of the fee with a non-resident processing fee. The total cost for both residents and non-residents will remain fair and comparable.

2. Community Enhancement- Nuisance Abatement

Fee/Sub-fee name	Current (2025)	Proposed (2026)
Nuisance Abatement Assessment	\$125.00 per hour	\$175.00-\$225.00 per hour
Weed Abatement Assessment	\$125.00 per hour	\$175.00-\$225.00 per hour

Contractor fees and staff fees continue to increase from last adjustment over 25 years ago.

3. Indian Creek Library- Event Space Rentals

Fee/Sub-fee name	Current (2025)	Proposed (2026)
Weekend Rental Rates (Fri after 5pm, Sat & Sun)	\$50-500 per hour	Keep the range \$65-500, current: weekend half space \$65, weekend full space \$130
Weekday Rental Rates	Weekday Range (Mon-Fri before 5pm) \$30-\$500 per hour After Hours (Mon-Thurs after 5pm) Range \$75-\$500 per hour	Weekday Range (Mon-Fri before 5pm) \$40-500 per hour; After hours (mon-thurs after 5pm) Range \$80-500 per hour
After Library Hours (Mon - Thurs, After 8:30 PM) (Friday, After 6 PM) (Sat - Sunday, After 5 PM)	Range: \$75.00 - \$225.00 per hour	Range \$80-225 per hour

We have increased the rental fee for the event space at Indian Creek Library; however, the new rate remains within the previously approved fee range. The proposed update establishes the 2026 rate, which still falls within that same existing range. In addition, we adjusted the minimum of the approved range, as the minimum listed for 2025 was lower than the rate we currently charge.

4. Rental of Mahaffie Historic Site or Heritage Center

Fee/Sub-fee name	Current (2025)	Proposed (2026)
Premium Rental - Mahaffie Historic Site/Heritage Center (F-Sun)	Range: \$250.00 - \$500.00 per hour	\$225-500 per hour
Rental - Mahaffie Historic Site/Heritage Center (M-Th)	Range: \$65.00 - \$250.00 per hour	\$175-250 per hour

No changes were made to the rental fees, other than adjusting the minimum of the approved range to align with our current lowest rental rate.

5. Community Center Membership

Fee/Sub-fee name	Current (2025)	Proposed (2026)
Early Cancelation Fee	New Fee	\$25-50
Social Services Group Membership	New Fee	\$400 3 Month Membership 10 participants and 2 staff
Social Services Group Membership – Non-Profit	New Fee	\$300 3 Month Membership 10 participants and 2 staff

2026 PROPOSED CHANGES - COMPREHENSIVE LIST OF FEES

1 Month Membership Family (Up to 5)	New Fee	\$150
1 Month Membership Individual	New Fee	\$100
1 Month Membership 62 & older Individual + 1	New Fee	\$100
1 Month Membership Individual +1	New Fee	\$125
1 Month Membership 62+ Individual	New Fee	\$75
3-in-1 Summer One Pass OCC/Mahaffie/Splash Pass 3 Month Membership	New Fee	\$260 / Family of 5 within the same household 5 PPI \$165 / Individual
Discounts to memberships Facility Closure for annual maintenance and capital replacement down time	25%	Remove

Social Services Group Membership- Provide an inclusive membership to the Olathe Community Center. Attracts a new segment of members, increasing community engagement and revenue.

3-in-1 Summer One Pass Addition- Provide affordable access for families to all Mahaffie, City Pools, Black Bob Bay, Lake Olathe and OCC. Attracts a new segment of members, increasing community engagement and revenue. Affordable family fun.

Early Cancellation Fee- An early membership cancellation fee helps businesses maintain financial stability, protect against losses, encourage long-term commitment, reduce abuse, and ensure fairness to other members by discouraging impulsive cancellations.

6. Community Center- Children

Fee/Sub-fee name	Current (2025)	Proposed (2026)
Childcare - Membership Holder	\$5.00 per hour (membership holder per child)	\$10.00 per visit (membership holder per child)
Childcare - Non Membership Holder	\$7.00 per hour (non-membership holder per child)	\$15.00 per visit (non-membership holder per child)
Childcare Punch Passes	\$25.00 per month for Monthly Add-on	\$80 / 10 Visits
Kid's Club Membership	New Fee	\$20 - Individual & Individual +1 & Family
Kid's Club Membership	New Fee	\$10 - Kid's Club additional child per month

Kid's Club Membership- Provide a Childcare option to members to offer an inclusive membership to the Olathe Community Center. Attracts a new segment of members, increasing community engagement and revenue.

2026 PROPOSED CHANGES - COMPREHENSIVE LIST OF FEES

7. Facility Rental Fees

Fee/Sub-fee name	Current (2025)	Proposed (2026)
Activities and Programs Education Programs	\$3-\$10 per person	\$2-\$20 per person
Community Center Rental Fees Rental - Classroom	\$10 - \$100 per hour	Remove
Community Center Rental Fees Rental - Community Rooms (M-Th)	\$20.00 - \$400 per hour	\$50-\$400 per hour
Community Center Rental Fees Rental - Gymnasium - Prime Time Rate (Mon-Fri 4:00pm- 9:00pm) All Day Sat & Sun	Members - \$55 per hour Non-members - \$85 per hour	Members - \$80 per hour Non-members - \$110 per hour
Lake Olathe Venue Rental Fees Various rates based on resident status, season, and day of the week	Range: \$80 - \$500/hour	\$200-\$500/hour
Millcreek, Frontier, Oregon Pool Rental - Non-Resident Divewell	\$30.00-\$200.00 per hr	Remove
Millcreek, Frontier, Oregon Pool Rental - Non-Resident Main Lap	\$30.00-\$200.00 per hr	Remove
Millcreek, Frontier, Oregon Pool Rental - Non-Resident Slide and Spray	\$30.00-\$200.00 per hr	Remove
Millcreek, Frontier, Oregon Pool Rental - Non-Resident Zero Depth	\$30.00-\$200.00 per hr	Remove
Millcreek, Frontier, Oregon Pool Rental – Resident Divewell	\$30.00-\$200.00 per hr	Remove
Millcreek, Frontier, Oregon Pool Rental – Resident Main Lap	\$30.00-\$200.00 per hr	Remove
Millcreek, Frontier, Oregon Pool Rental – Resident Slide and Spray	\$30.00-\$200.00 per hr	Remove
Millcreek, Frontier, Oregon Pool Rental – Resident Zero Depth	\$30.00-\$200.00 per hr	Remove

2026 PROPOSED CHANGES - COMPREHENSIVE LIST OF FEES

Education Program changes- Provide affordable access to all OCC and Recreation Programs to members and non-members. Attracts a new segment of members, increasing community engagement and revenue.

Gymnasium rental changes- Recover costs to provide service.

Mill Creek, Frontier, Oregon Pool Rental- Instead of having rental fees for the pools specifically, these fees are being replaced with a simple facility rental. This creates additional simplicity for the customer and the City, and it more accurately reflects how the facilities are being used.

Community Rooms & Lake Olathe Venue Rental- No changes were made to the rental fees, other than adjusting the minimum of the approved range to align with our current lowest rental rate.

8. Lake Olathe Fees

Fee/Sub-fee name	Current (2025)	Proposed (2026)
Daily Fee (Non - Resident) Ages 3 - 61	Range: \$5.00 - \$25.00 \$10.00	Range: \$5.00 - \$25.00 \$12.00
Daily Fee (Non - Resident) Ages 62 and Older	Range: \$3.00 - \$25.00 \$4.00	Range: \$3.00 - \$25.00 \$6.00
Daily Fee (Resident) Ages 3 - 61	Range: \$5.00 - \$25.00 \$8.00	Range: \$5.00 - \$25.00 \$10.00
Daily Fee (Resident) Ages 62 and Older	Range: \$3.00 - \$25.00 \$4.00	Range: \$3.00 - \$25.00 \$6.00

This change is to maintain consistency across the organization with the fees that are charged at the Olathe Community Center and Black Bob Bay.

9. Signs and Special Permit Fees

Fee/Sub-fee name	Current (2025)	Proposed (2026)
Special Events Fees Event Fee	\$250.00 (includes application fee and first 100 participants)	Remove

This fee structure is not currently in use, as we do not base our charges on the number of participants.

2026 PROPOSED CHANGES - COMPREHENSIVE LIST OF FEES

10. Swimming Pool Fees

Fee/Sub-fee name	Current (2025)	Proposed (2026)
Daily Fees - Non Resident, Black Bob Ages 62 and older	\$4.00 - \$20.00 \$5.00	\$4.00 - \$20.00 \$6.00
Daily Fees - Resident, Black Bob Ages 62 and older	\$4.00 - \$20.00 \$5.00	\$4.00 - \$20.00 \$6.00
Resident Coupon Book - 20 punch, Non Black Bob	\$100.00 - \$350.00 per card \$112.00 per Book	Remove

Pools fees are increasing to recover the increasing cost of service. The resident coupon book is no longer a service that we offer, so the fee is being removed.

11. Swimming Pool Rentals

Fee/Sub-fee name	Current (2025)	Proposed (2026)
Black Bob Private Family Cabanas	\$60/ Week Day \$80/ Weekend	Remove
Black Bob Private Party Cabanas	\$50/1.5 hours \$60/ Week Day \$80/ Weekend	Remove
Frontier Afterhours Hours Splash	New Fee	\$500/ Week Day \$600/ Weekend
Lake Olathe Private Family/Party Cabanas	\$60 / Week Day \$80/ Weekend	Remove

Pools fees are increasing to recover the increasing cost of service.