

1. PROPERTY LINES ARE APPROXIMATIONS ONLY.

## NOTES



1 CITY PLACE DR, SUITE 400  
ST. LOUIS, MO 63141



**BLACK & VEATCH**


6800 W. 115TH ST, SUITE 2292  
OVERLAND PARK, KS 66211  
(913) 458-2000

PROJECT NO: 199711

DRAWN BY: CBG

CHECKED BY: MSH

REV	DATE	DESCRIPTION
1	01/17/20	PER JURISDICTION COMMENTS
0	09/16/19	ISSUED FOR CONSTRUCTION



IT IS A VIOLATION OF LAW FOR ANY PERSON,  
UNLESS THEY ARE ACTING UNDER THE DIRECTION  
OF A LICENSED PROFESSIONAL ENGINEER,  
TO ALTER THIS DOCUMENT.

HERITAGE SQ OLATHE KS  
KS6476  
15201 MUR LEN ROAD  
OLATHE, KS 66062  
NSB - COLO

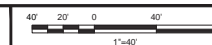
SHEET TITLE

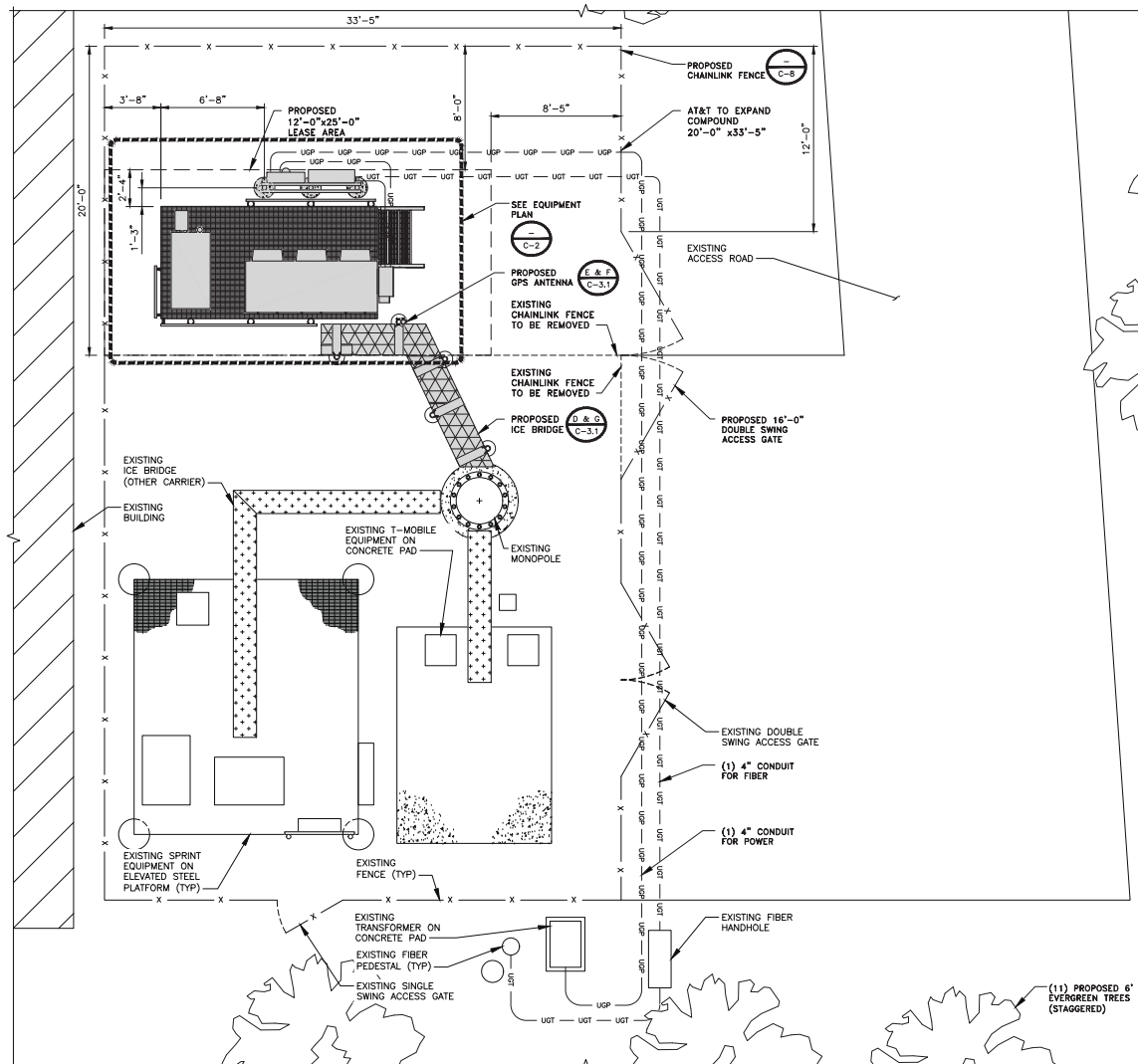
OVERALL SITE PLAN

SHEET NUMBER

**C-1**

OVERALL SITE PLAN





ENLARGED SITE PLAN

1. CONTRACTOR SHALL FIELD VERIFY ALL DIMENSIONS.
2. PROPERTY LINES ARE APPROXIMATIONS ONLY.

## NOTES

### INSTALL:

- (1) PROPOSED DELTA OUTDOOR WUC CABINET
- (1) PROPOSED VERTIV ELEVATED OUTDOOR PLATFORM ON HELICALS
- (1) PROPOSED KOHLER GENERATOR
- (1) PROPOSED 17'-0" LONG ICE BRIDGE
- (1) PROPOSED 4" CONDUIT FOR POWER AND
- (1) PROPOSED 4" CONDUIT FOR FIBER
- (1) DC12 SURGE SUPPRESSION UNIT
- (2) PROPOSED GPS ANTENNAS
- (1) PROPOSED 6'-0" H-FRAME
- (1) PROPOSED AT&T METER
- (1) PROPOSED HOFFMAN BOX
- REMOVE EXISTING GROUND COVER
- (11) PROPOSED 6" EVERGREEN TREES (STAGGERED)
- (1) PROPOSED CHAIN LINK FENCE WITH POLYPRO 95 (COLOR: BLACK) FENCE SCREENING (OR APPROVED EQUAL) (LENGTH ±65'-0")
- PROPOSED 20'-0" x 50'-0" TURNAROUND ACCESS FOR FIRE TRUCK

### GROUND SCOPE OF WORK



1 CITY PLACE DR, SUITE 400  
ST. LOUIS, MO 63141



**BLACK & VEATCH**


6800 W. 115TH ST, SUITE 2292  
OVERLAND PARK, KS 66211  
(913) 458-2000

PROJECT NO: 199711

DRAWN BY: GBG

CHECKED BY: MSH

REV	DATE	DESCRIPTION
1	01/17/20	PER JURISDICTION COMMENTS
0	09/16/19	ISSUED FOR CONSTRUCTION



IT IS A VIOLATION OF LAW FOR ANY PERSON, UNLESS THEY ARE ACTING UNDER THE DIRECTION OF A LICENSED PROFESSIONAL ENGINEER, TO ALTER THIS DOCUMENT.

HERITAGE SQ OLATHE KS  
KS6476  
15201 MUR LEN ROAD  
OLATHE, KS 66062  
NSB - COLO

SHEET TITLE

ENLARGED  
SITE PLAN

SHEET NUMBER

**C-1.1**

